Supporting Information

Multi-Scale Investigation of a Bio-Residue as a Novel Intercalant for Sodium Montmorillonite

Ellie H. Fini[*1], Bjarke Høgsaa,[2] Jesper de Claville Christiansen [2], Catalina-Gabriela Sanporean,[2] Erik Appel Jensen[2], Masoumeh Mousavi[1], Farideh Pahlavan[1]

[1]North Carolina A&T State University, 1601 E. Market St., Greensboro, NC 27411, Phone: (336) 336-28536, Fax: (336) 334-7126, efini@ncat.edu

[2] Aalborg University of Denmark, Department of Mechanical and Manufacturing Engineering, Materials Science and Engineering Research group, Fibigerstraede 16, 9220 Aalborg East, Aalborg, Denmark

Table S1: Full-scale GC-MS analysis of the bio-residue (BR)

RT [min]	Identified compound	Chemical formula	C_n	Structure (Chem spider)
4.84	2-Pentanone, 4-hydroxy-4-methyl-	C6H12O2	6	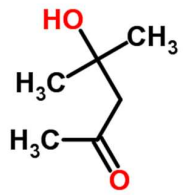
8.82	Decane	C10H22	10	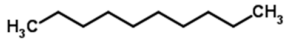
19.03	Tetraacetyl-d-xylonic nitrile	C14H17NO9	14	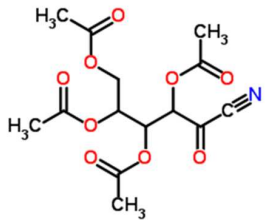
22.26	7-Tetradecene	C14H28	14	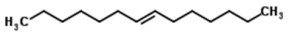
30.44	Pentadecanoic acid	C15H30O2	15	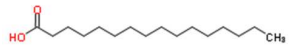

RT [min]	Identified compound	Chemical formula	C_n	Structure (Chem spider)
32.52	n-Hexadecanoic acid	C16H32O2	16	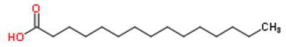
35.93	trans-13-Octadecenoic acid	C18H34O2	18	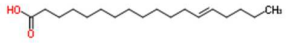
36.23	Octadecanoic acid	C18H36O2	18	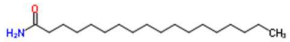
36.52	Dodecanamide	C12H25NO	12	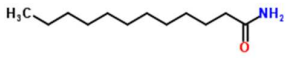
37.13	N-Methyl-dodecanamide	C13H27NO	13	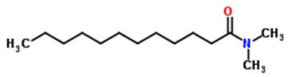

RT [min]	Identified compound	Chemical formula	C_n	Structure (Chem spider)
37.87	N,N-Dimethyl-dodecanamide	C14H29NO	14	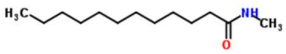
39.57	9-Octa-decanamide, (Z)-	C18H35NO	18	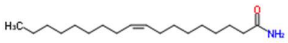
39.99	Octa-decanamide	C18H37NO	18	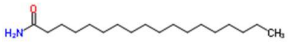
40.19	1,3-Dioxocane, 2-pentadecyl	C21H42O2	21	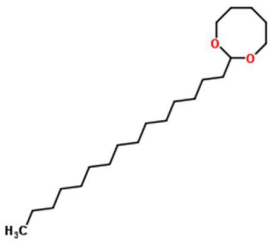
40.23	N-Methyl-dodecanamide	C13H27NO	13	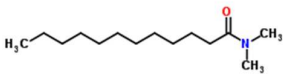

RT [min]	Identified compound	Chemical formula	C_n	Structure (Chem spider)
40.57	N,N-Dimethyl-dodecanamide	C14H29NO	14	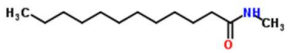
41.87	Hexadecanoic acid, 1-(hydroxyl-methyl)-1,2-ethanediyl ester	C35H68O5	35	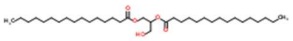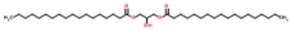
44.93	Octadecanoic acid, 2-hydroxy-1,3-propanediyl ester	C39H76O5	39