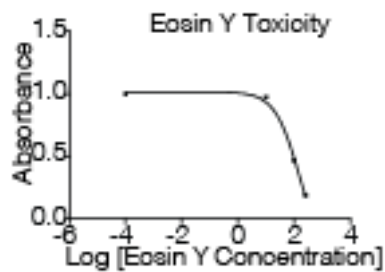
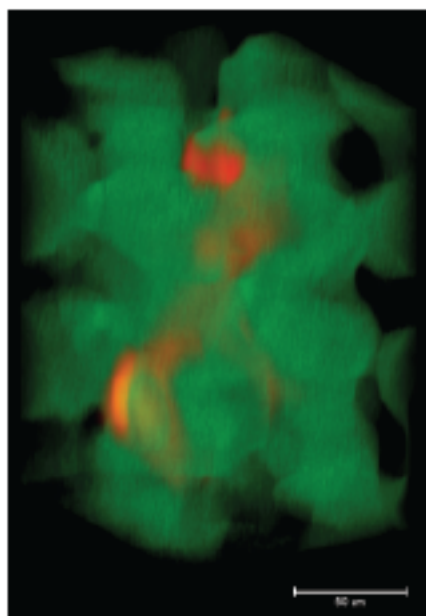


Particle hydrogels based on hyaluronic acid building blocks


*Elias Sideris, Donald R. Griffin, Yichen Ding, Shuoran Li, Westbrook Weaver, Dino Di Carlo
Tzung Hsiai, Tatiana Segura**



Supplemental Figure 1: MTS toxicity test of Eosin Y on human dermal fibroblasts




Supplemental Figure 2: Sheet confocal image of cells (red) spread in small pores (scale bar: 100µm) formed by the annealed µgels (green).



Supplemental Figure 3: PDMS molds used for culture of cells in MAP gel.

Collagenase I Degradation



Supplemental Figure 4: Collagenase I degradation: HA microgels were mixed in a solution of 20 u/ml Collagenase I at room temperature and continuously imaged at the same location. Scale bar = 100 μ m.