Supporting Information to:

The Influence of the Dispersed Nanoparticles on Kinetics of Formation and Molecular Mass of Polyaniline

Nikolay A. Ogurtsov,[*,†] Sergei D. Mikhaylov,[†,‡] Patrice Coddeville,[‡] Jean-Luc Wojkiewicz,[‡] Galina V. Dudarenko,[§] Alexander A. Pud[*,†]

[†]Institute of Bioorganic Chemistry and Petrochemistry, NAS of Ukraine, 50 Kharkivske shose, Kyiv, 02160, Ukraine

[‡]Mines- Douai, Atmospheric Science and Environment Engineering Department (SAGE), 941 rue Charles Bourseul, F-59508 Douai, France

[§]Institute of Macromolecular Chemistry, NAS of Ukraine, 48 Kharkivske shose, Kyiv, 02160, Ukraine

Corresponding Authors

*N.A.O.: E-mail: ogurtsov@bpci.kiev.ua. Phone: +38 044 503 3110

*A.A.P.: E-mail: alexander.pud@gmail.com. Phone: +38 044 559 70 03

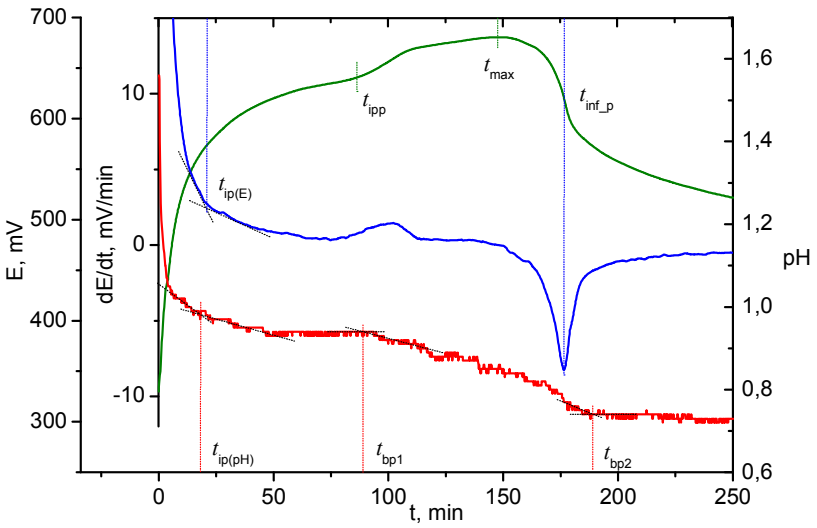

Figure S1. The OCP (1), its first derivative (2) and pH (3) profiles of the aniline polymerization under TiO_2/An weight ratio of 0:100. The characteristic points of curves are shown also.

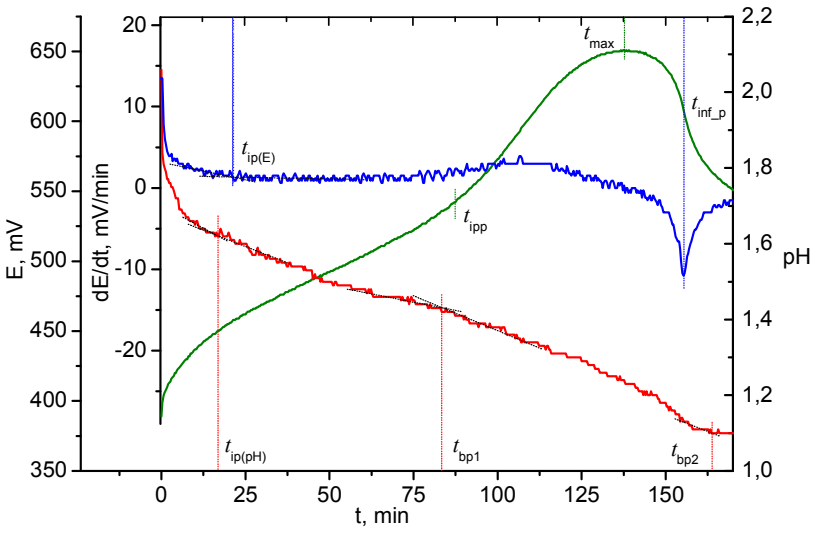

Figure S2. The OCP (1), its first derivative (2) and pH (3) profiles of the aniline polymerization under TiO_2/An weight ratio of 50:500. The characteristic points of curves are shown also.

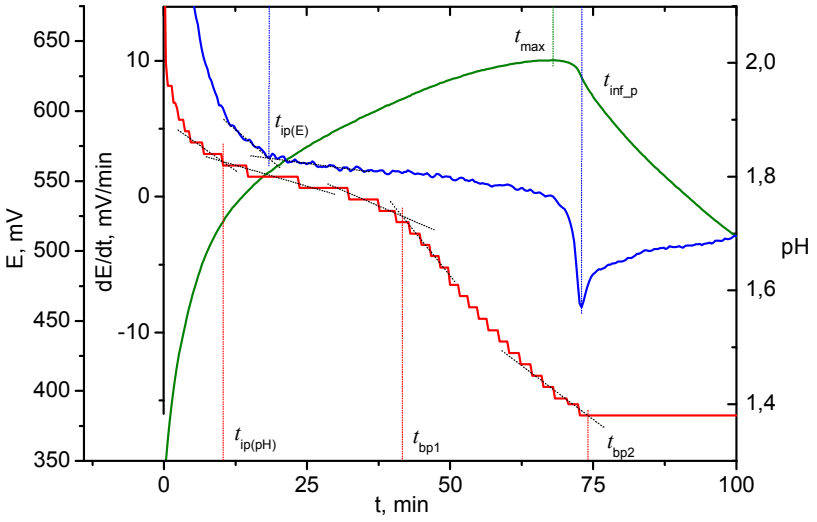

Figure S3. The OCP (1), its first derivative (2) and pH (3) profiles of the aniline polymerization under TiO_2/An weight ratio of 90:10. The characteristic points of curves are shown also.

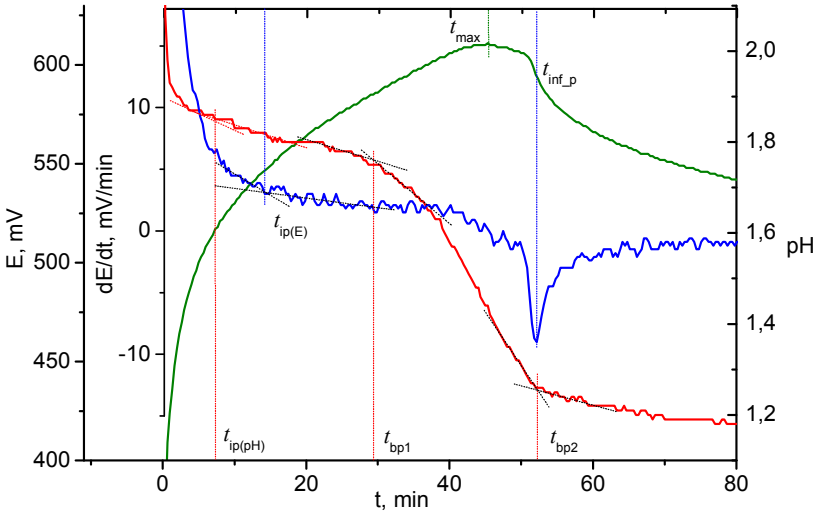

Figure S4. The OCP (1), its first derivative (2) and pH (3) profiles of the aniline polymerization under TiO_2/An weight ratio of 95:5. The characteristic points of curves are shown also.

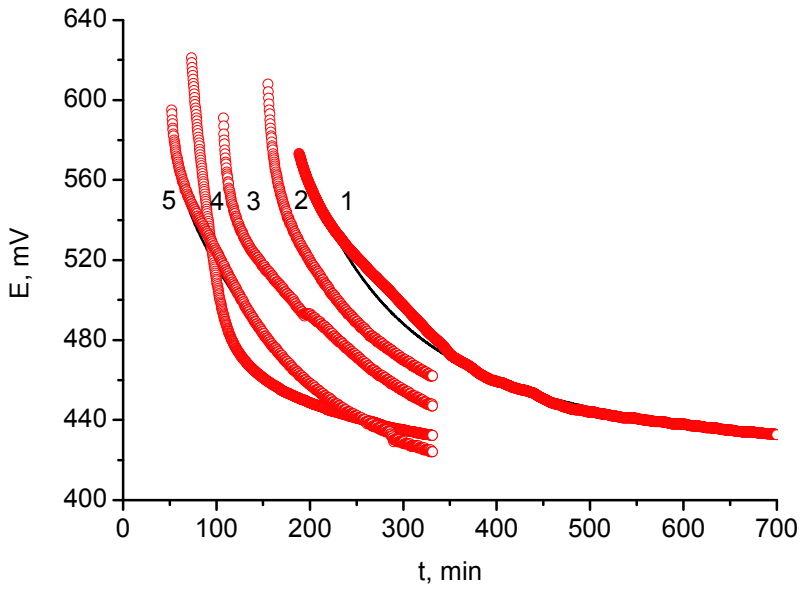

Figure S5. The decay parts of the OCP profiles (open circles) monitored during the chemical polymerization of aniline under TiO_2/An weight ratios: (1) 0:100; (2) 50:50; (3) 80:20; (4) 90:10; (5) 95:5. Solid lines are the kinetic fits obtained from the double exponential decay analysis (eq. 1, see Table S1 for the fit parameters).

Table S1. Summary of double exponential fitting parameters for fitting lines of Figure S5 (eq. 1).

N line	A_0	A_1	t_1, min	A_2	t_2, min
1	418	904	82	112	344
2	375	18752	27	246	315
3	376	29000	15.8	246	265
4	412	6100	19.5	94	212
5	400	67500	6.8	233	145

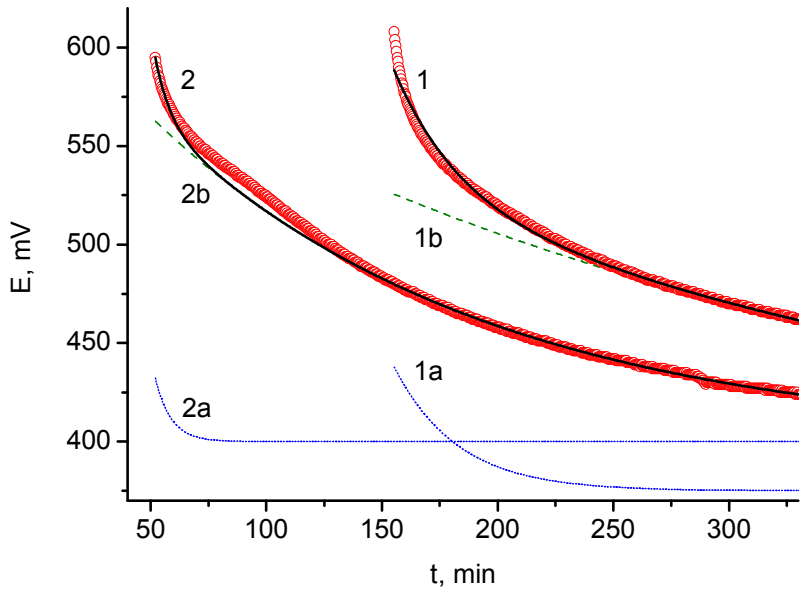

Figure S6. The decay parts of the OCP profiles (open circles) monitored during the chemical polymerization of aniline under TiO_2/An weight ratios: (1) 50:50; (2) 95:5. The solid line are the kinetic fits obtained from the double exponential decay analysis (eq 1, see Table S1 for the fit parameters), dashed (1a, 2a) and dotted (1b, 2b) lines are the fits of $E(t) = A_0 + A_1e^{-t/t1}$ and $E(t) = A_0 + A_2e^{-t/t2}$ accordingly.