Supporting Information

Bio-Inspired Hierarchical Nanofibrous Fe_3O_4/TiO_2/Carbon Composite as a High Performance Anode Material for Lithium-Ion Batteries

Shun Li,[†] Mengya Wang,[†] Yan Luo,[†,‡] and Jianguo Huang*[,†]

[†]*Department of Chemistry, Zhejiang University, Hangzhou, Zhejiang 310027, China*

[‡]*Shaoxing Test Institute of Quality and Technical Supervision, Shaoxing, Zhejiang 312071, China*

*E-mail: jghuang@zju.edu.cn (J. Huang)



Figure S1. FE-SEM (a) and TEM (b) micrographs of the commercial Fe_3O_4 powder.

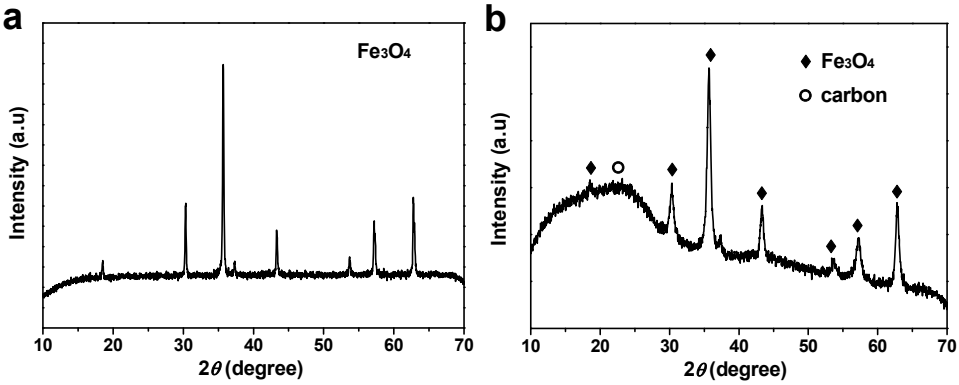

Figure S2. XRD patterns of commercial Fe_3O_4 powder (a) and the nanofibrous Fe_3O_4/carbon composite (b).

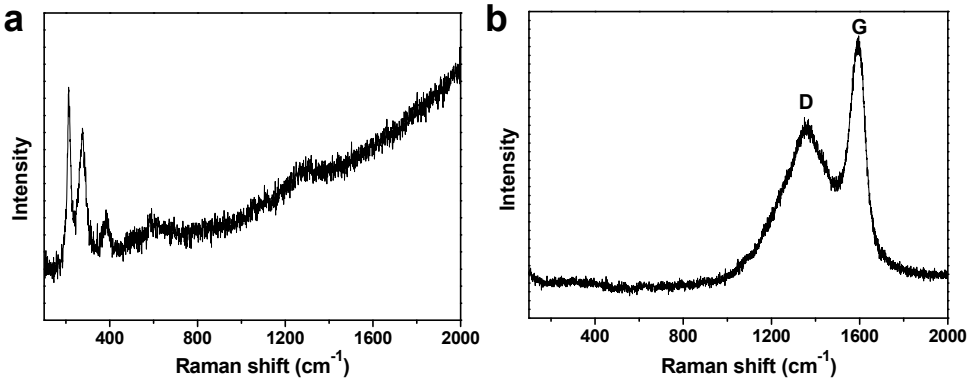

Figure S3. Raman spectra of commercial Fe_3O_4 powder (a) and the nanofibrous Fe_3O_4/carbon composite (b).

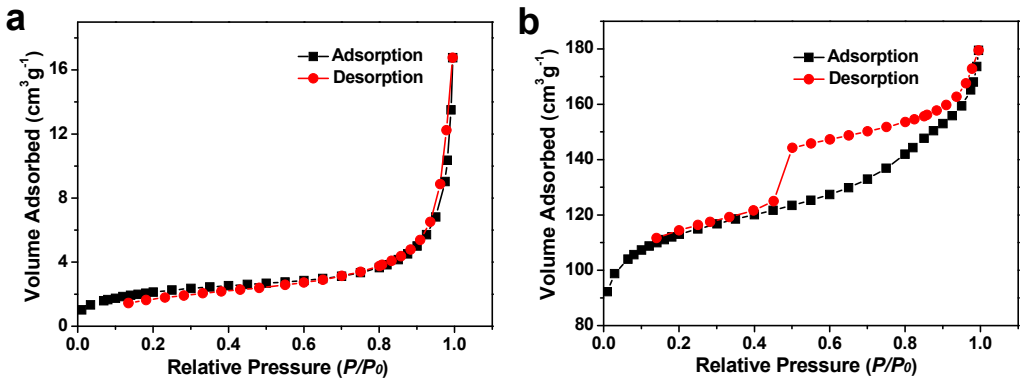

Figure S4. Nitrogen adsorption–desorption isotherms of commercial Fe_3O_4 powder (a) and the nanofibrous Fe_3O_4/carbon composite (b).

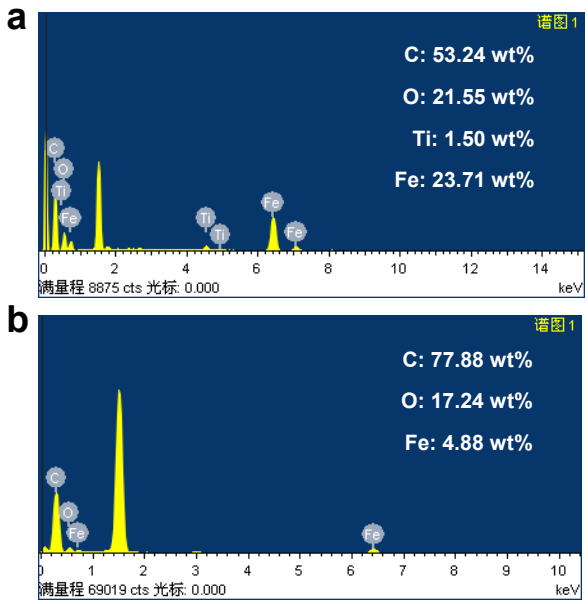

Figure S5. EDX analyses of the nanofibrous Fe_3O_4/TiO_2/carbon composite (a) and the nanofibrous Fe_3O_4/carbon composite (b).