Supporting Information

Sub-10 nm Silicon Nanopillars Fabrication Using Fast and Brushless Thermal Assembly of PS-*b*-PDMS Diblock Copolymer

Jérôme Garnier[1,2,3 *], *Javier Arias-Zapata*[1,2,3], *Olivier Marconot*[1,4], *Sandrine Arnaud*[1,2,3], *Sophie Böhme*[1,2,3], *Cécile Girardot*[1,2,3], *Denis Buttard*[1,4,5], *Marc Zelsmann*[1,2,3]

[1] Univ. Grenoble Alpes, F-38000 Grenoble, France

[2] CNRS, LTM, F-38000 Grenoble, France

[3] CEA, LETI, MINATEC Campus, F-38054 Grenoble, France

[4] CEA, INAC-SP2M, F-38000 Grenoble, France

[5] IUT-1, 17 quai C. Bernard, F-38000 Grenoble, France

* Corresponding author's email address: garnier.jerome.1@gmail.com

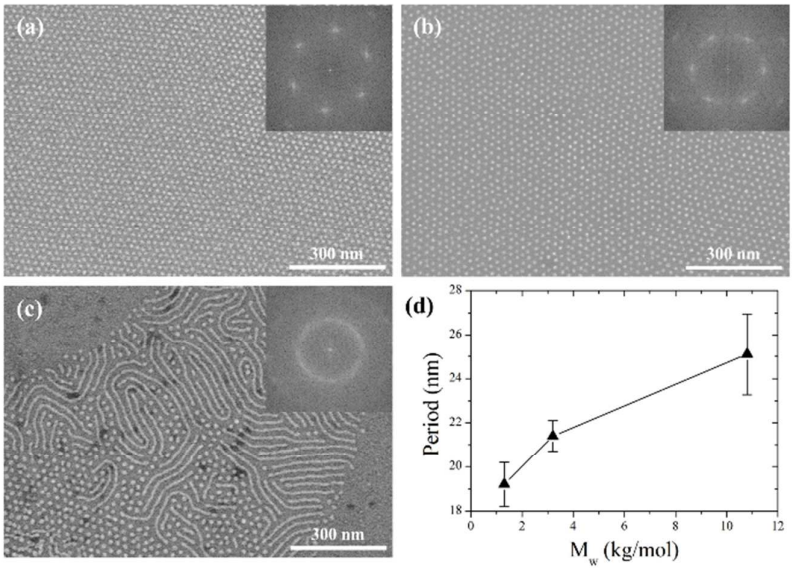

Figure S-1. (a), (b) and (c) SEM top-view images of BCP and h-PS blends at f_{PDMS} = 14% with 1.3, 3.2 and 10.8 kg/mol h-PS molecular weights respectively, (d) FFT deduced period and standard deviation as a function of h-PS molecular weight with the smaller standard deviation for 3.2 kg/mol.



Figure S-2. Top view SEM images of (a) f_{PDMS} = 20% and (b) f_{PDMS} = 14%, both with PGMEA solvent and (c) toluene solvent sample with f_{PDMS} = 14%.



Figure S-3. Top-view image of film that has been cast with toluene solution leading to multilayer of spheres, concentration of 1 wt.%.

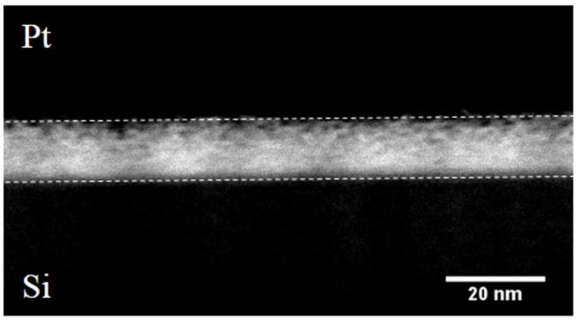

Figure S-4. STEM cross-section images of neat sphere-forming BCP (19k-5k).