

SUPPORTING INFORMATION

Superoxide-mediated Extracellular Biosynthesis of Silver Nanoparticles by Fungus *Fusarium oxysporum*

Yongguang Yin,^{†,‡} Xiaoya Yang,^{†,§} Ligang Hu,[†] Zhiqiang Tan,[†] Lixia Zhao,[†] Zhen
Zhang,[§] Jingfu Liu,^{*,†} and Guibin Jiang[†]

[†]State Key Laboratory of Environmental Chemistry and Ecotoxicology, Research
Center for Eco-Environmental Sciences, Chinese Academy of Sciences, Beijing
100085, China

[‡]Institute of Environment and Health, Jiangnan University, Wuhan 430056, China

[§]School of the Environment, Jiangsu University, Zhenjiang 212013, China

* Corresponding author.

Tel.: +86-10-62849192; Fax: +86-10-62849192;

E-mail: jfliu@rcees.ac.cn

Contents:

Figure S1-S4

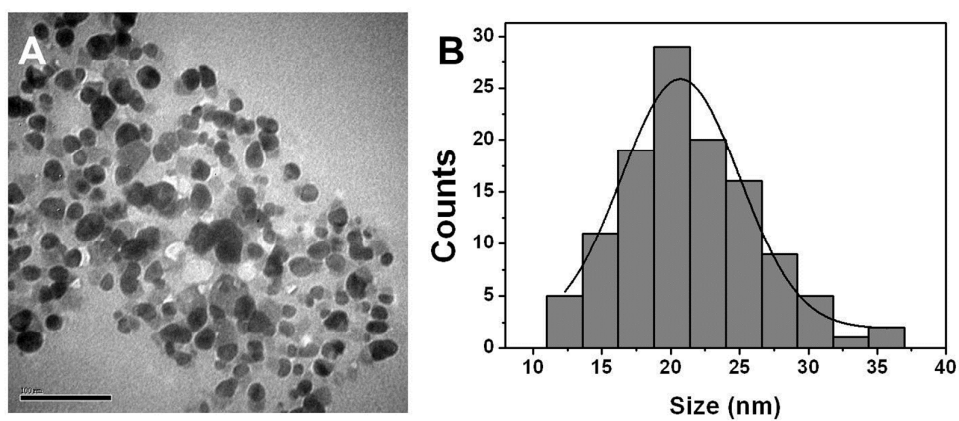


Figure S1. TEM images (A) and size distribution (B) of AgNPs formed by *F. oxysporum*.

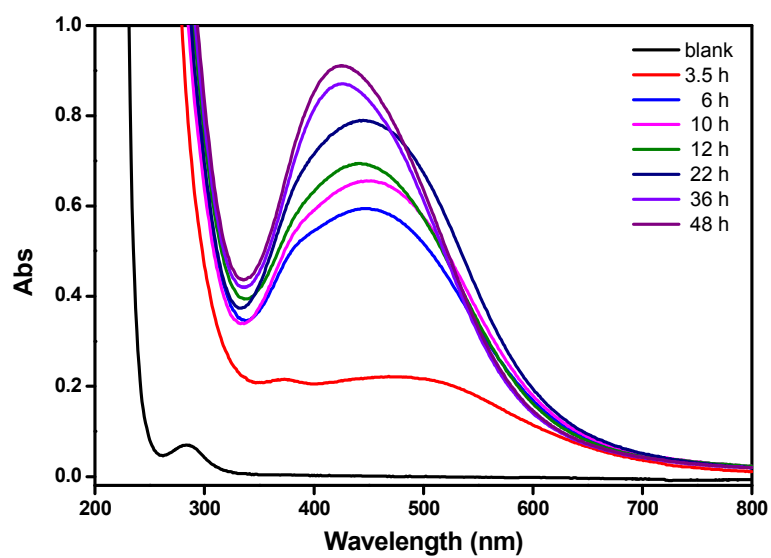


Figure S2. The evolution of UV-vis spectrum of AgNPs formed by *F. oxysporum* with different incubation times.

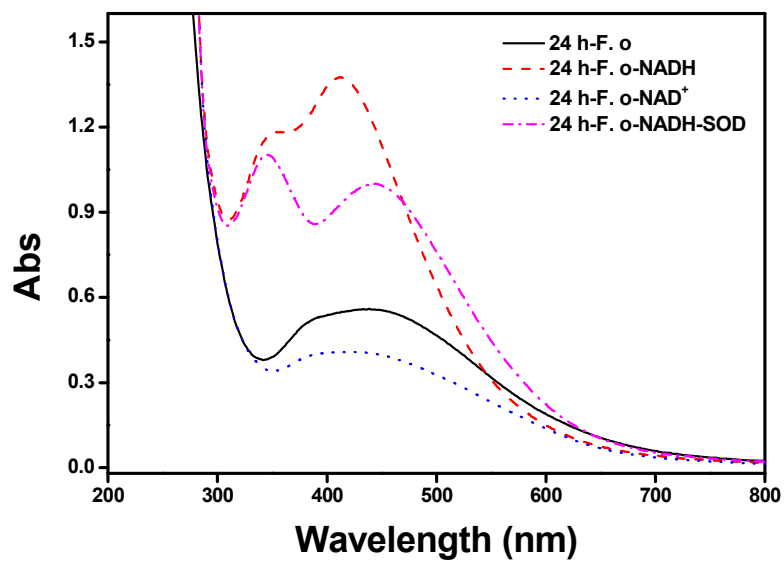


Figure S3. UV-vis absorption spectrum of AgNPs formed by *F. oxysporum* in the presence of NADH or NAD⁺ after 24 h incubation.

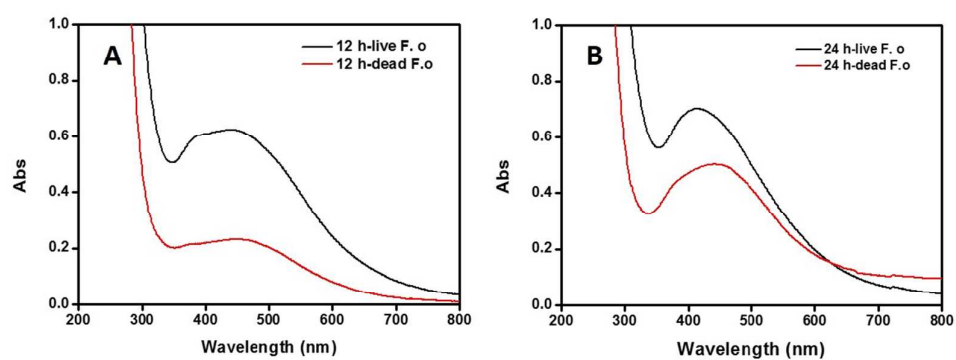


Figure S4. UV-vis absorption spectrum of AgNPs formed by live *F. oxysporum* and heat-sterilized *F. oxysporum* after (A) 12 h and (B) 24 h incubation.