

# Malaria-infected Mice are Cured by a Single Dose of Novel Artemisinin Derivatives

Gary H. Posner,<sup>\*a,b</sup> Ik-Hyeon Paik,<sup>a</sup> Wonsuk Chang,<sup>a</sup> Kristina Borstnik,<sup>a</sup> Sandra Sinishtaj,<sup>a</sup>  
Andrew S. Rosenthal,<sup>a</sup> and Theresa A. Shapiro<sup>b,c</sup>

<sup>a</sup>Department of Chemistry, School of Arts and Sciences, The Johns Hopkins University, Baltimore, Maryland


<sup>b</sup>The Johns Hopkins Malaria Research Institute, Bloomberg School of Public Health

<sup>c</sup>Division of Clinical Pharmacology, Departments of Medicine and of Pharmacology and Molecular Sciences, School of Medicine

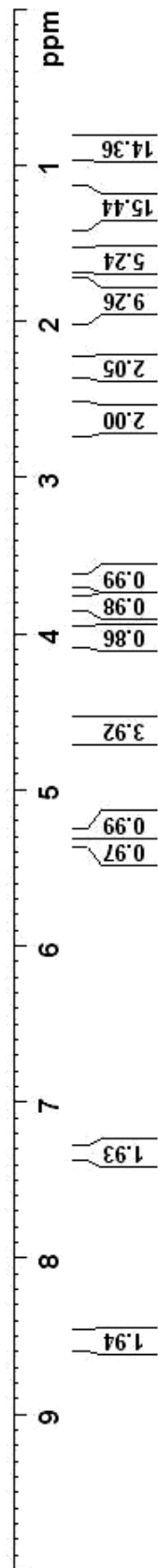
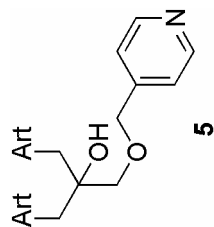
*ghp@jhu.edu*

## Supporting Information

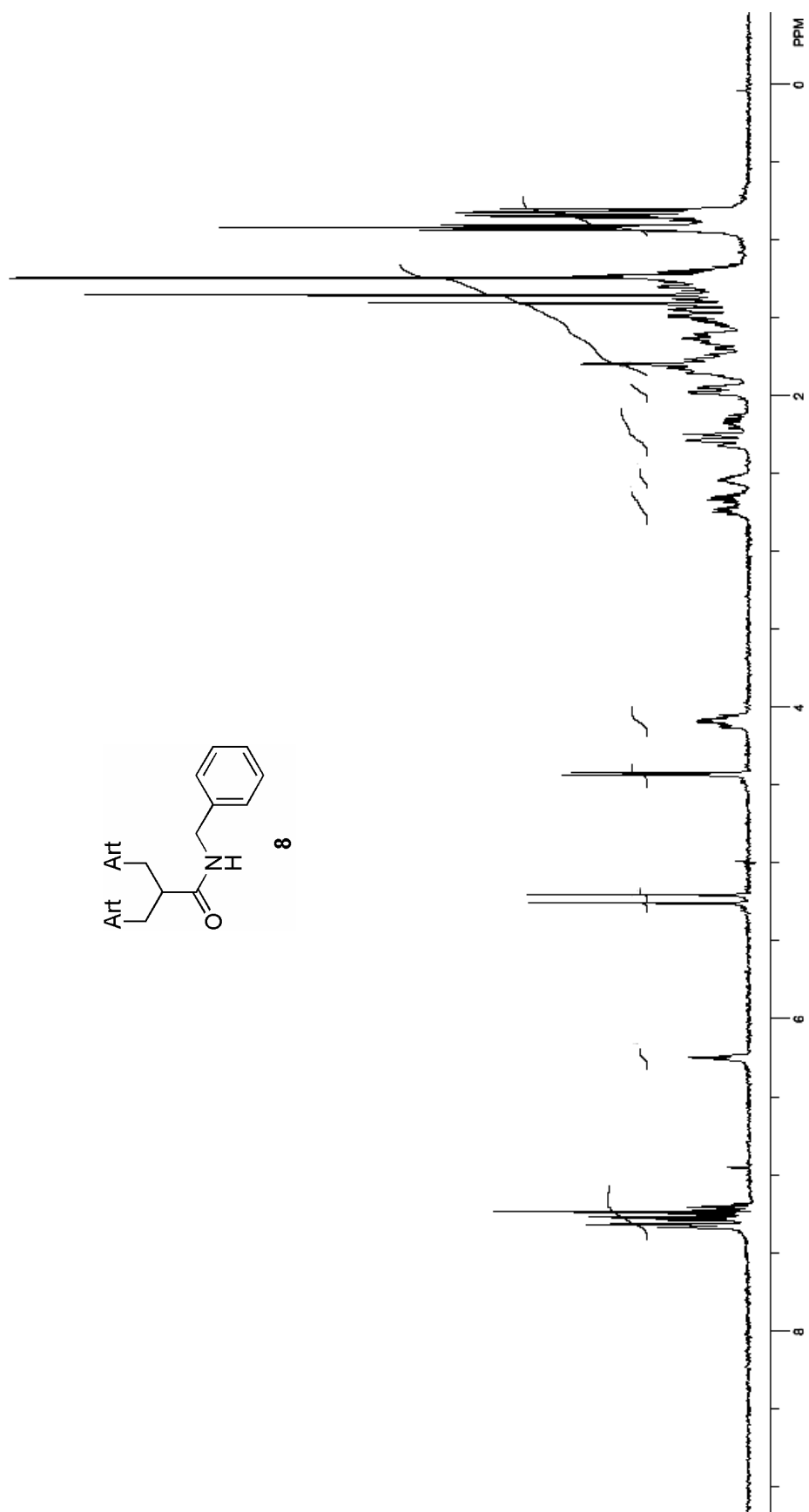
<sup>1</sup> H NMR Spectra.....	S1-S5
<sup>13</sup> C NMR Spectra.....	S6-S10
HPLC Traces.....	S11-14

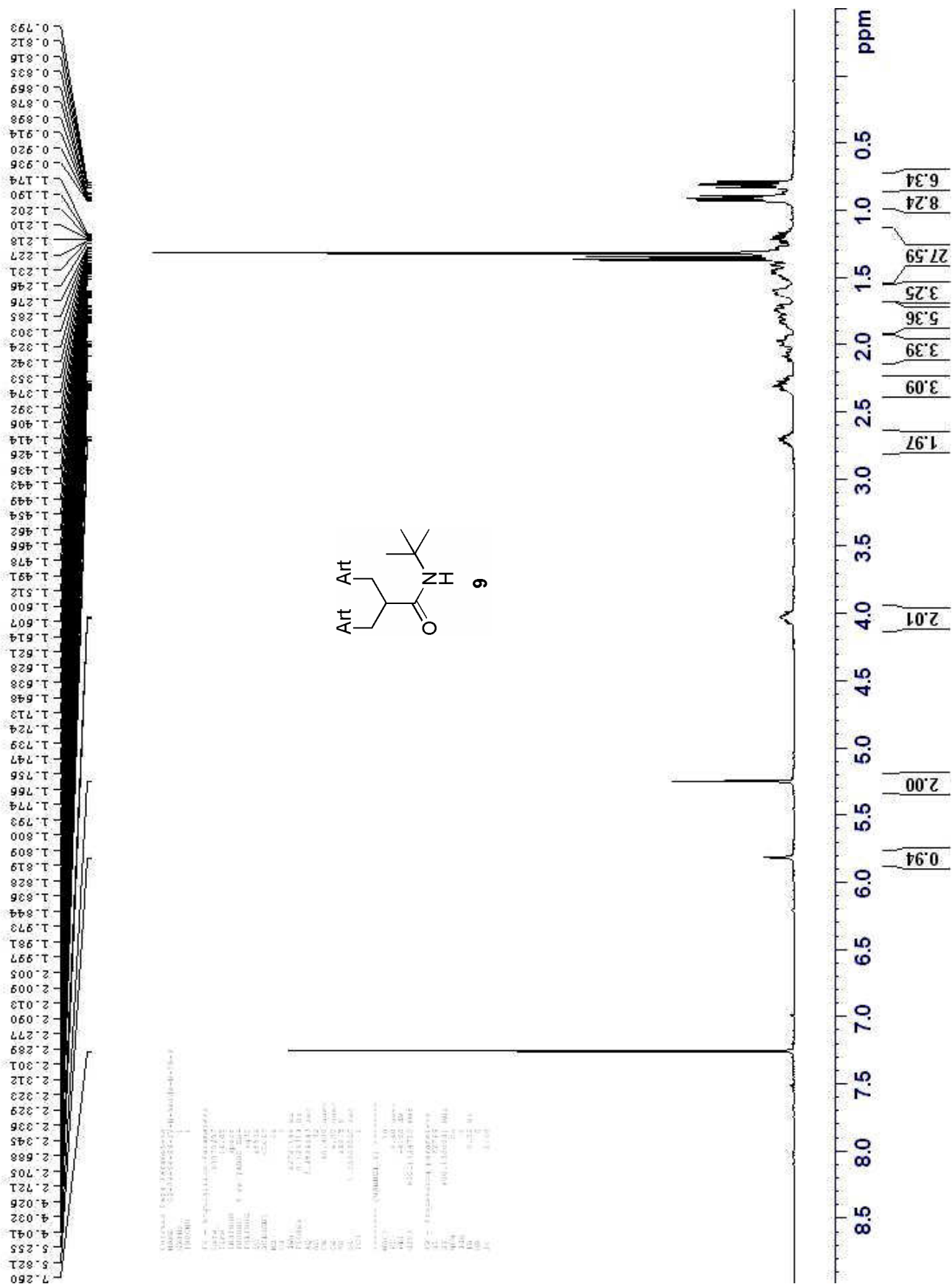


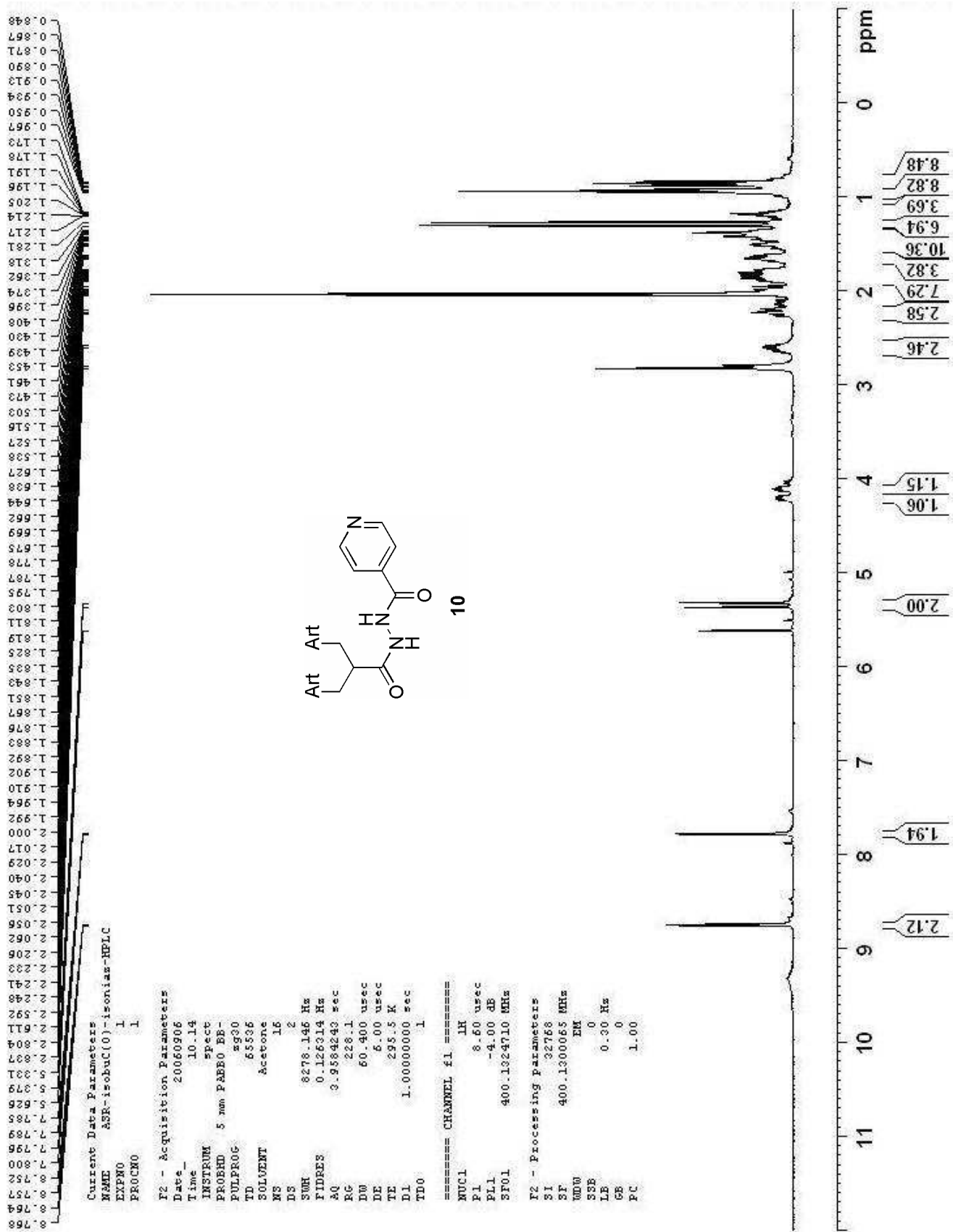
Current Data Parameters  
NAME 00H\_E82\_54\_Full\_18  
EXPNO 5  
PROCNO 1  
F2 - Acquisition Parameters  
Date\_ 20060206  
Time\_ 9.41  
INSTRUM spect  
PROBHD 5 mm PABBO ES-  
PULPROG zg30  
TD 65536  
SOLVENT CDCl3  
NS 16  
DS 0  
SFOH 8278.146 Hz  
FIDRES 0.126314 Hz  
AQ 3.9584243 sec  
RG 40.3  
DQ 60.400 usec  
DE 6.00 usec  
TE 297.6 K  
TL 1.0000000 sec  
TD0 1  
===== CHANNEL f1 =====  
NUC1 1H  
PL 6.60 usec  
P1 -4.00 dB  
SFO1 400.1324710 MHz  
F2 - Processing parameters  
SI 32768  
SF 400.1300093 MHz  
WDW no  
SSB 0  
LB 0.00 Hz  
GB 0  
PC 1.00











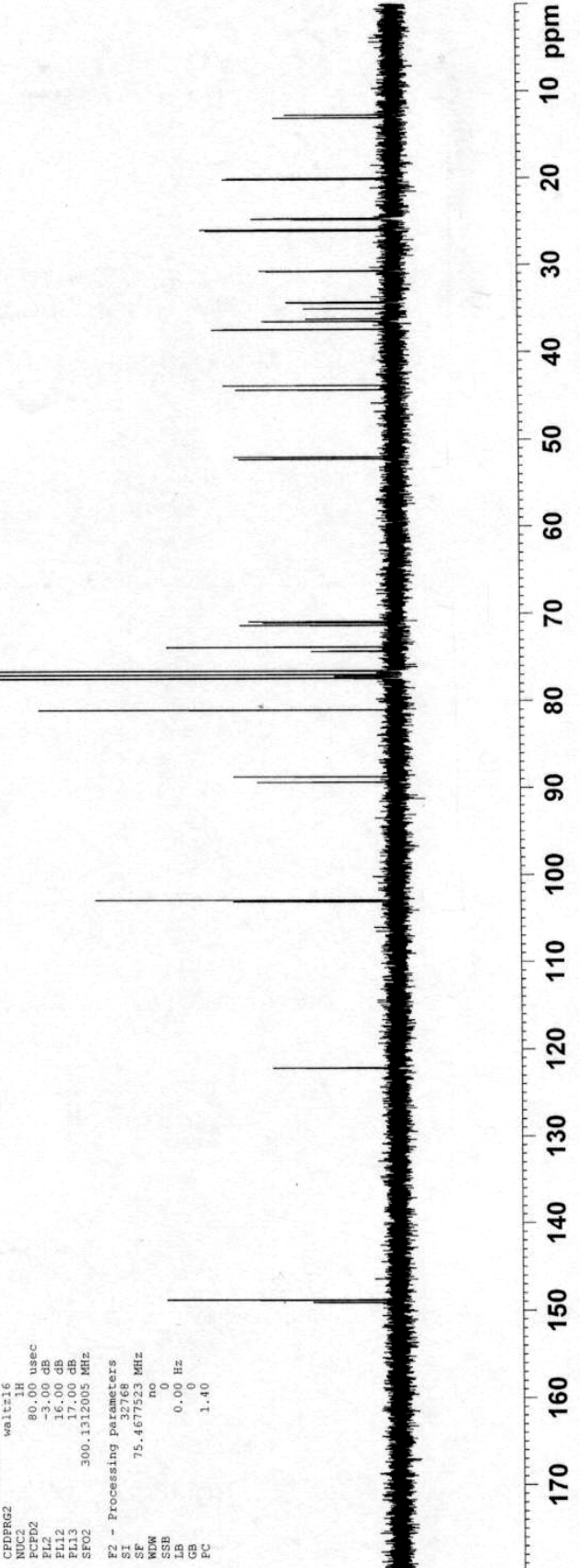
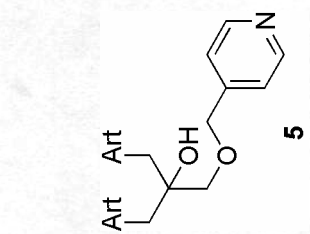
Current Data Parameters  
 NAME WCH\_552\_54\_FCI1\_18\_C13  
 EXPNO 1  
 PROCNO 1

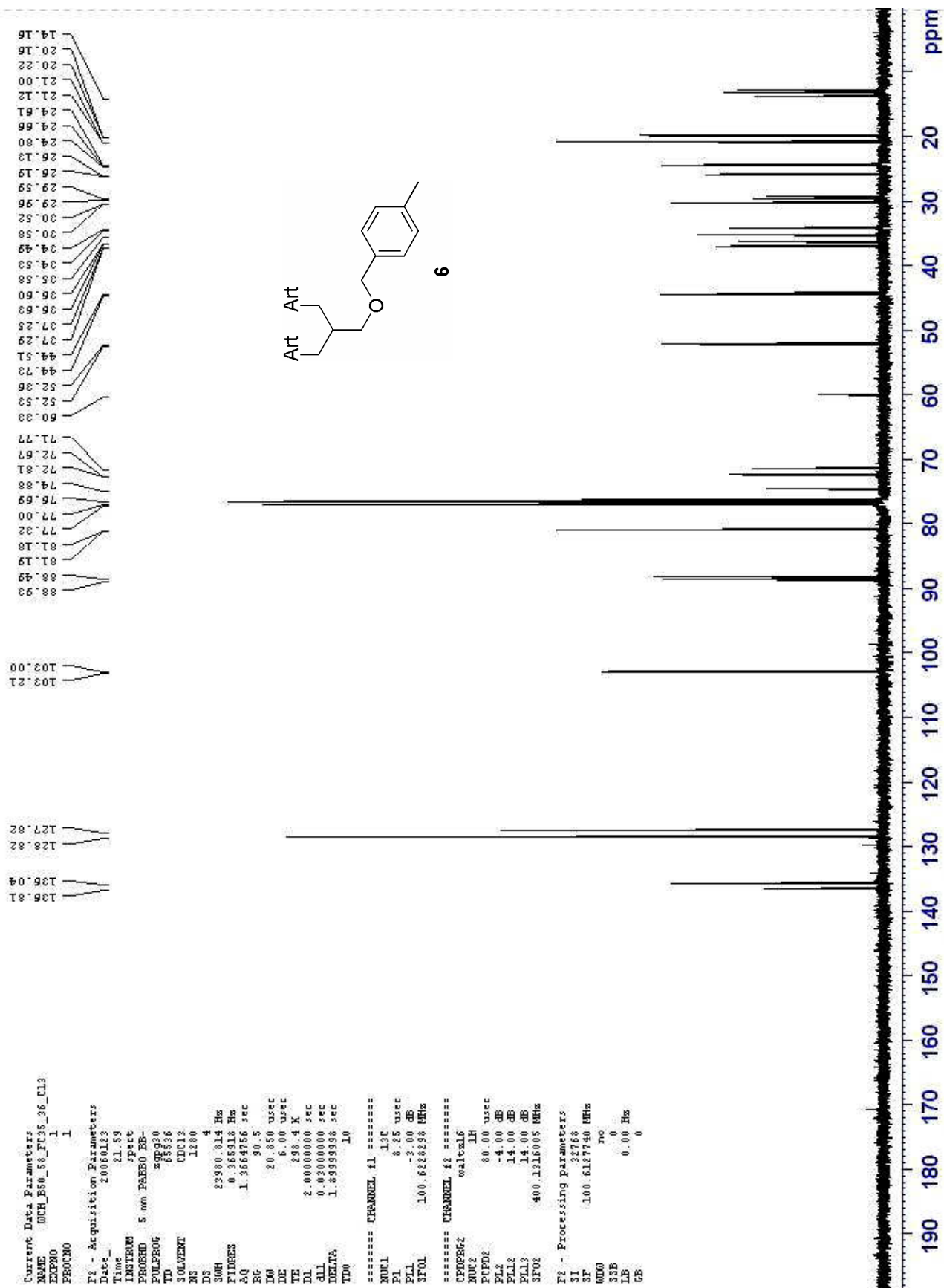
F2 - Acquisition Parameters  
 Date\_ 20060206  
 Time 10.06  
 INSTRUM spect  
 PULPROG zgpg30  
 TD 65536  
 SOLVENT CDCl3  
 NS 4  
 DS 4  
 SWH 17985.611 Hz  
 FIDRES 0.274439 Hz  
 AQ 1.8219508 sec  
 RG 45.3  
 DW 274.53 usec  
 DE 19.00 usec  
 TE 296.8 K  
 D1 2.00000000 sec  
 d11 0.03000000 sec  
 DELTA 1.89999996 sec  
 TD0 8

===== CHANNEL f1 =====  
 NUC1 13C  
 P1 9.00 usec  
 PL1 -2.00 dB  
 SFO1 75.4752953 MHz

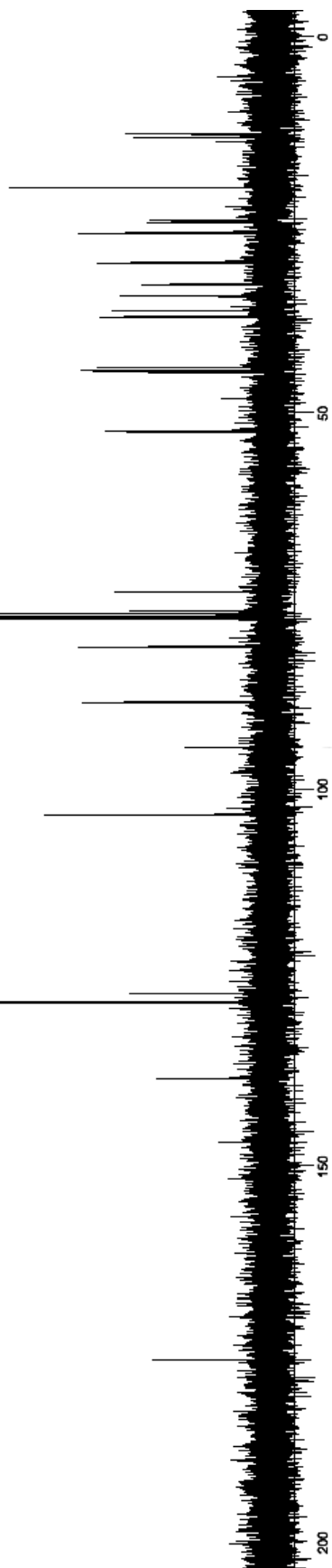
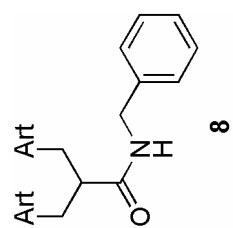
===== CHANNEL f2 =====  
 CPDPRG2 waltz16  
 NUC2 1H  
 P2 80.00 usec  
 PL2 3.00 dB  
 PL12 13.00 dB  
 PL13 17.00 dB  
 SFO2 300.1312005 MHz

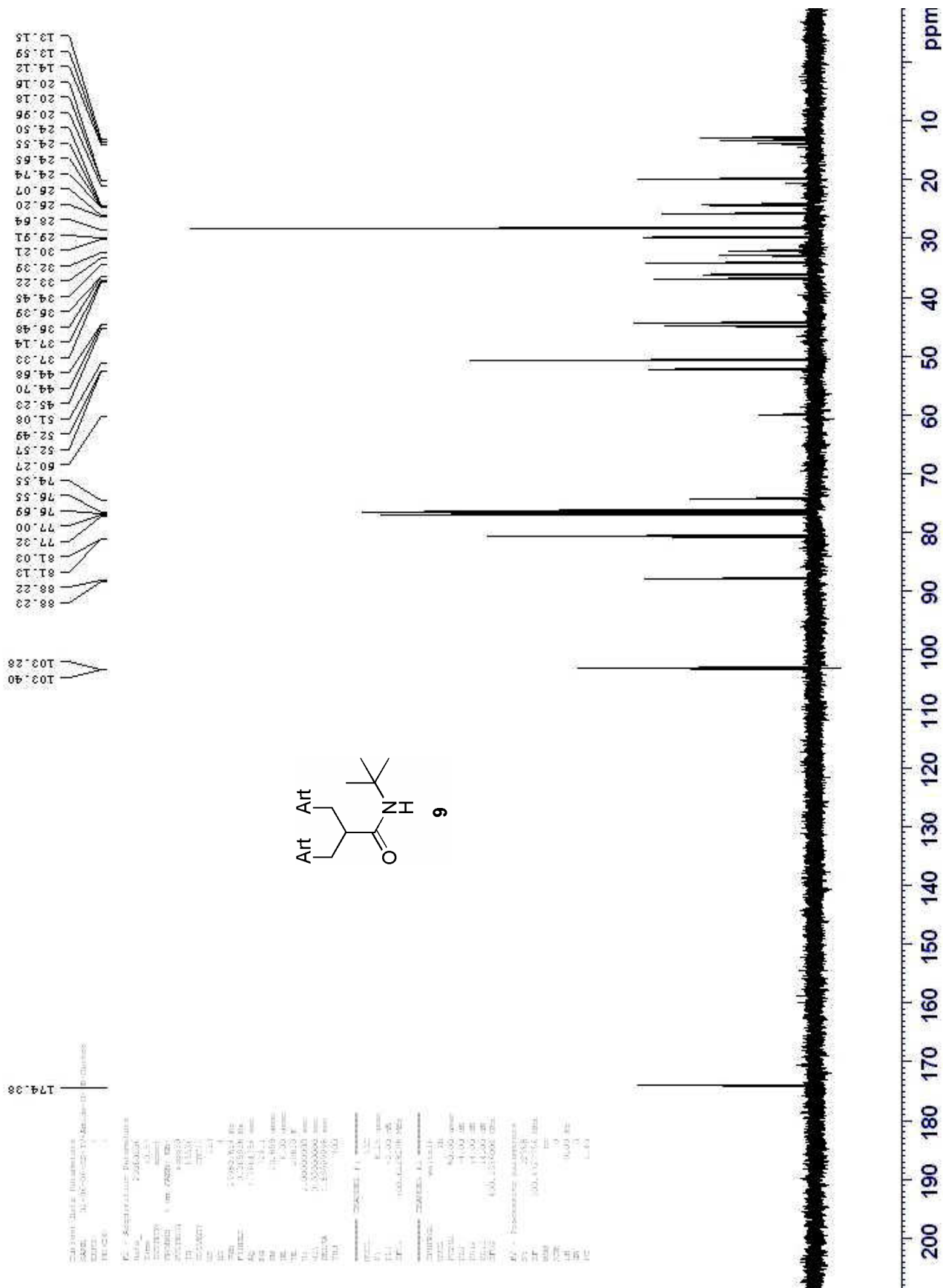
F2 - Processing parameters  
 SI 32768  
 SF 75.4677523 MHz  
 no  
 NS 0  
 SSB 0  
 LB 0  
 GB 0  
 PC 1.40

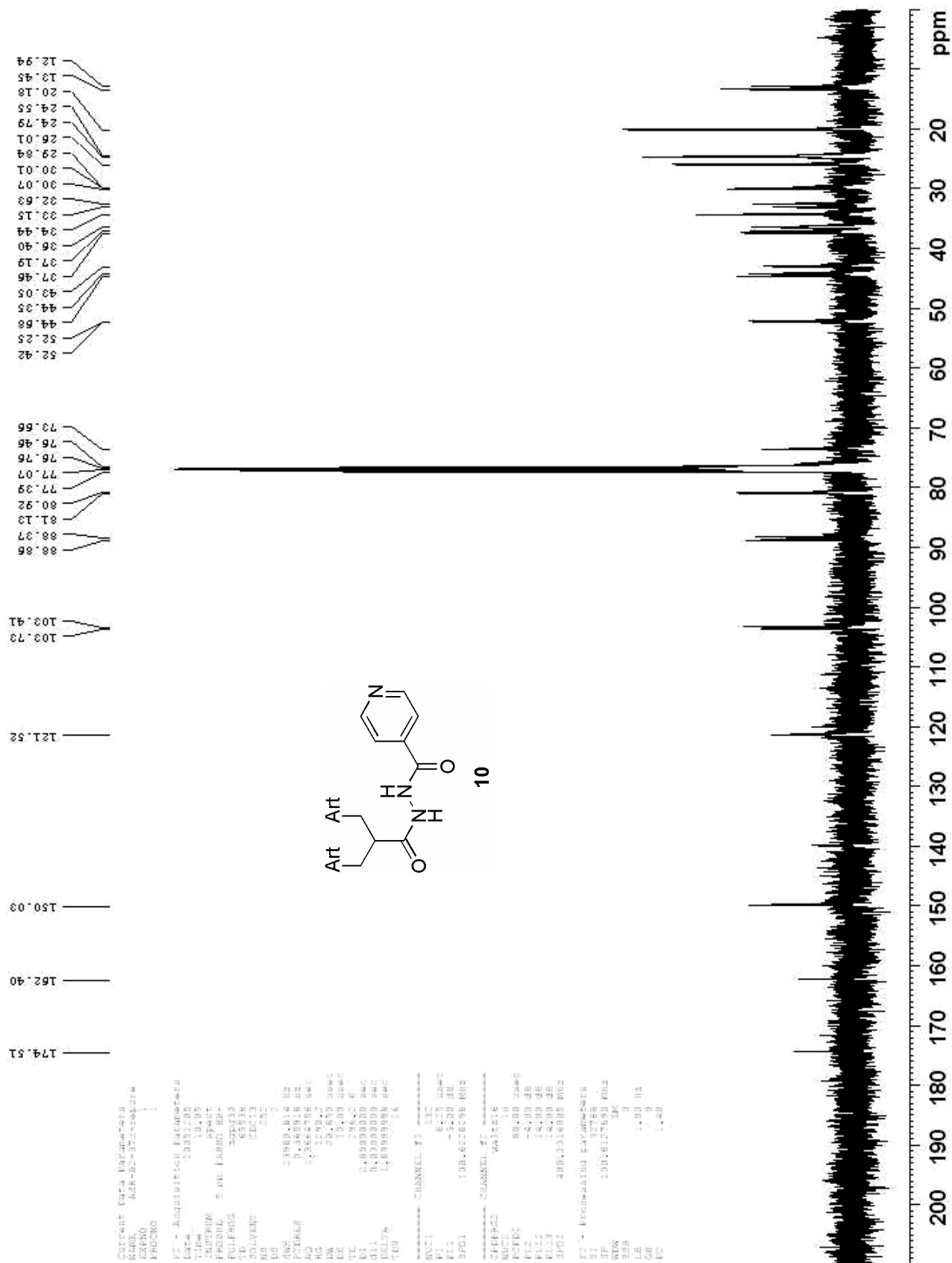




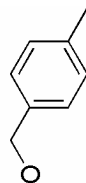








Art Art

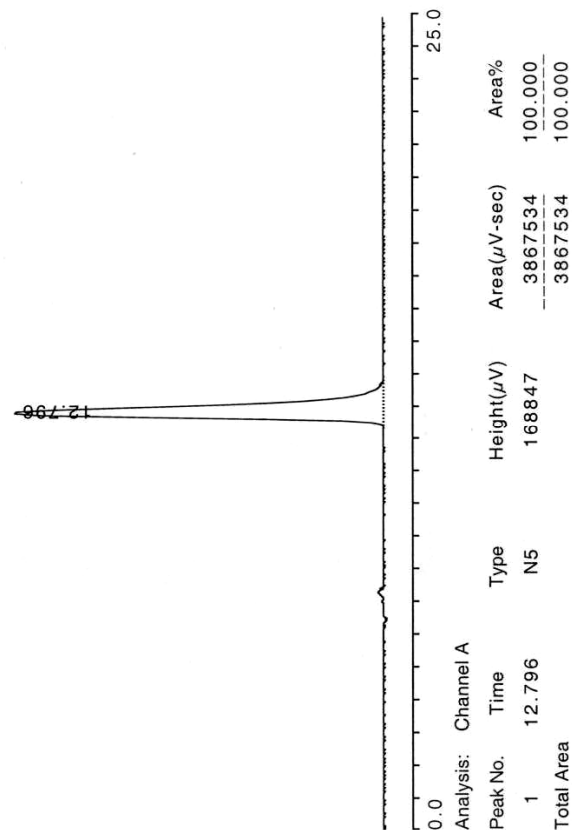


6

Date: Sun, Feb 19, 2006 5:37 PM  
Data: Trace2

Sample: WC-isobu-OCH<sub>2</sub>Tol  
Dynamax Si Semi-prep (1cm\*25cm)  
20% EtOAc/Hexanes, 2.5 mL/min, P = 0.24 kpsi  
UV detector @ 264 nm

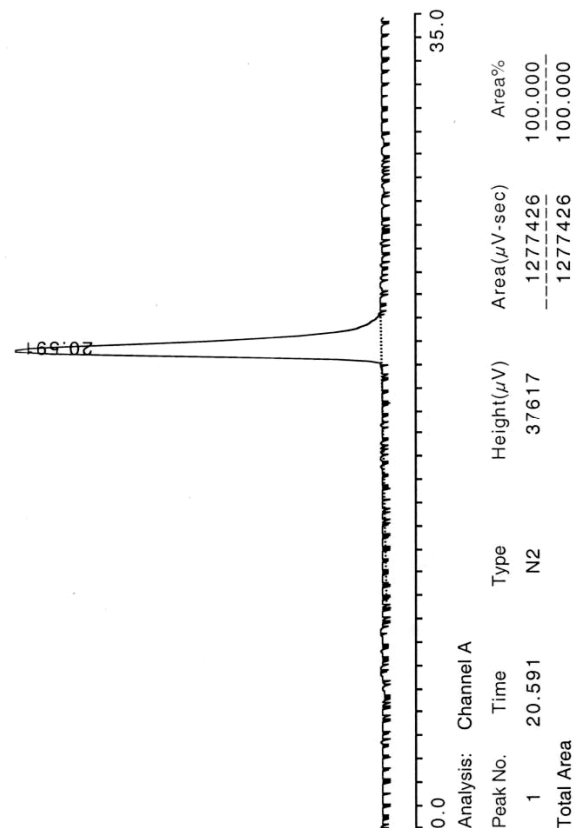
Processing File:  
Sampling Int: 0.1 Seconds  
Data:

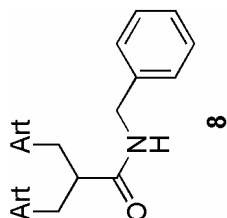


Date: Sun, Feb 19, 2006 4:53 PM  
Data: Trace1

Sample: WC-isobu-OCH<sub>2</sub>Tol  
Dynamax Si Semi-prep (1cm\*25cm)  
15% EtOAc/Hexanes, 2.5 mL/min, P = 0.24 kpsi  
UV detector @ 264 nm

Processing File:  
Sampling Int: 0.1 Seconds  
Data:

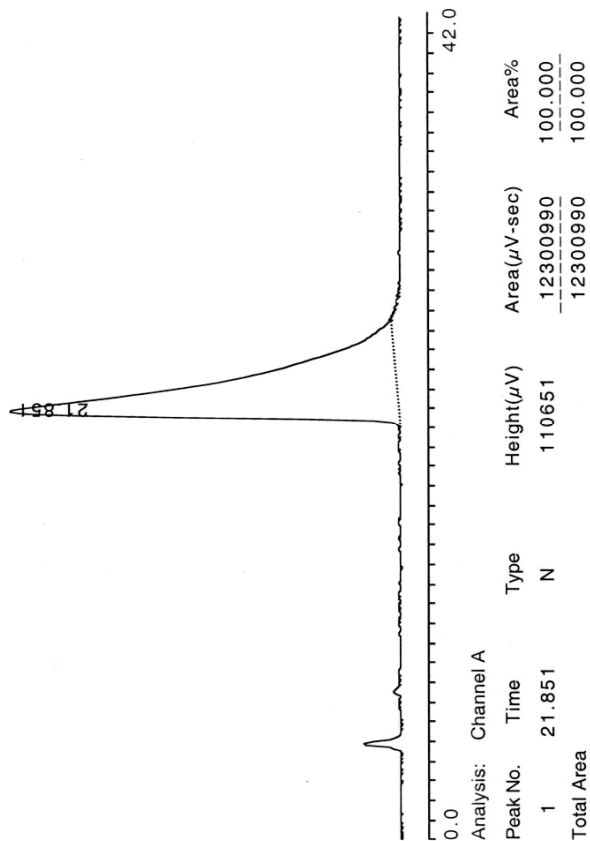




Date: Thu, Oct 16, 2003 2:08 PM  
Data: GHP-IP-IV-22y-30%f

Sample: GHP-IP-IV-22y  
Silica semi-prep column (1x25 cm)  
30% EtOAc/Hex; Flow = 3.0 mL/min; P=0.33 kpsi  
UV detector @ 254 nm

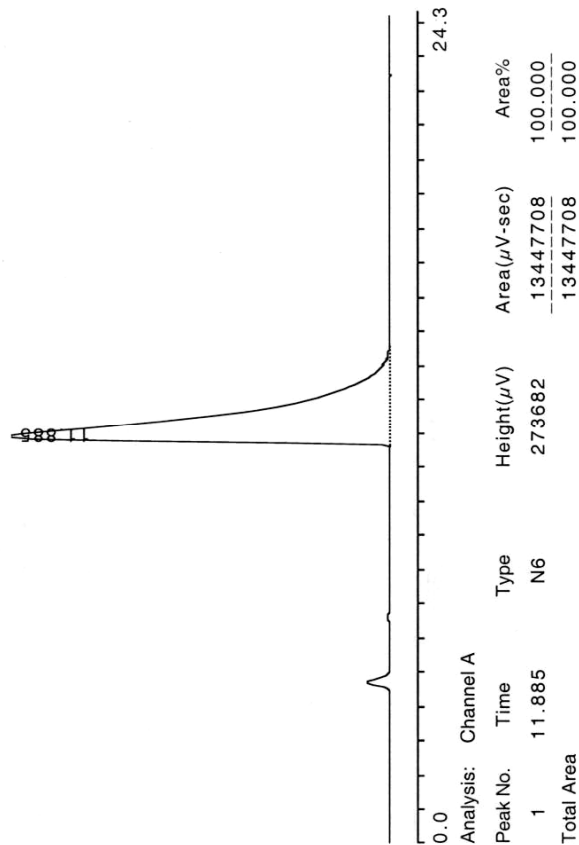
Sampling Int: 0.1 Seconds  
Data:

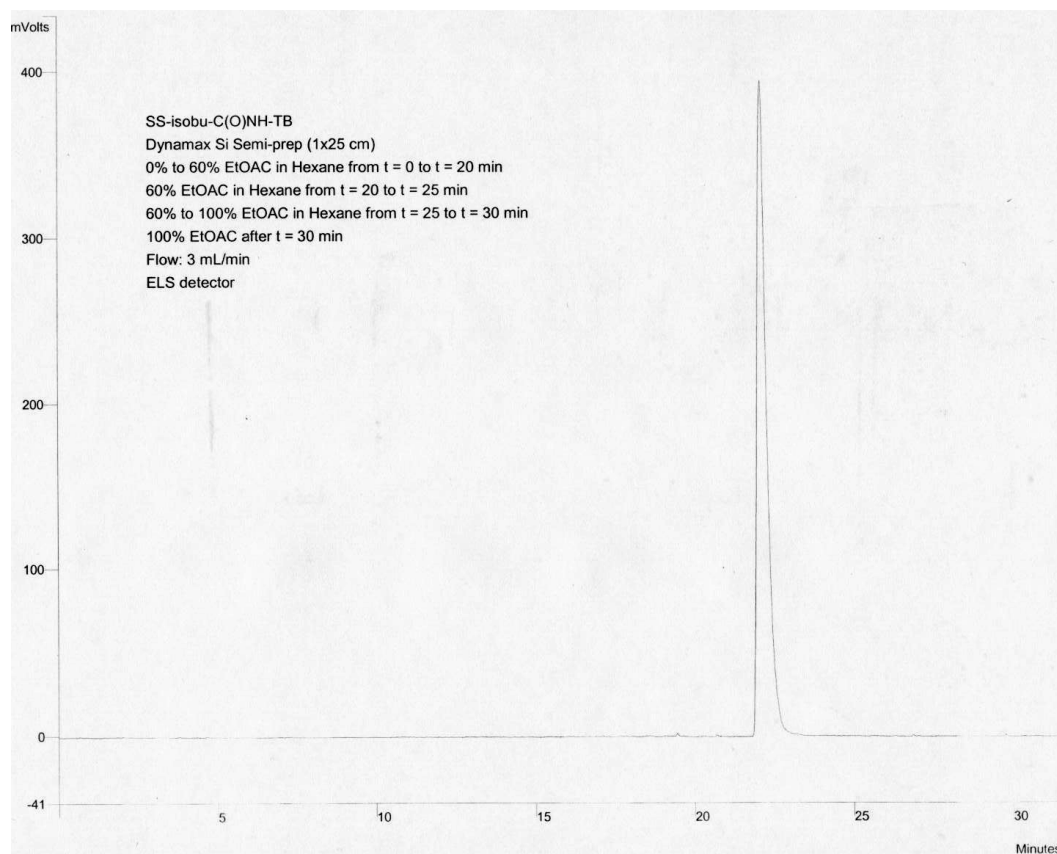
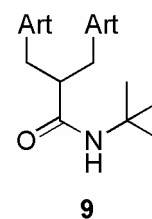
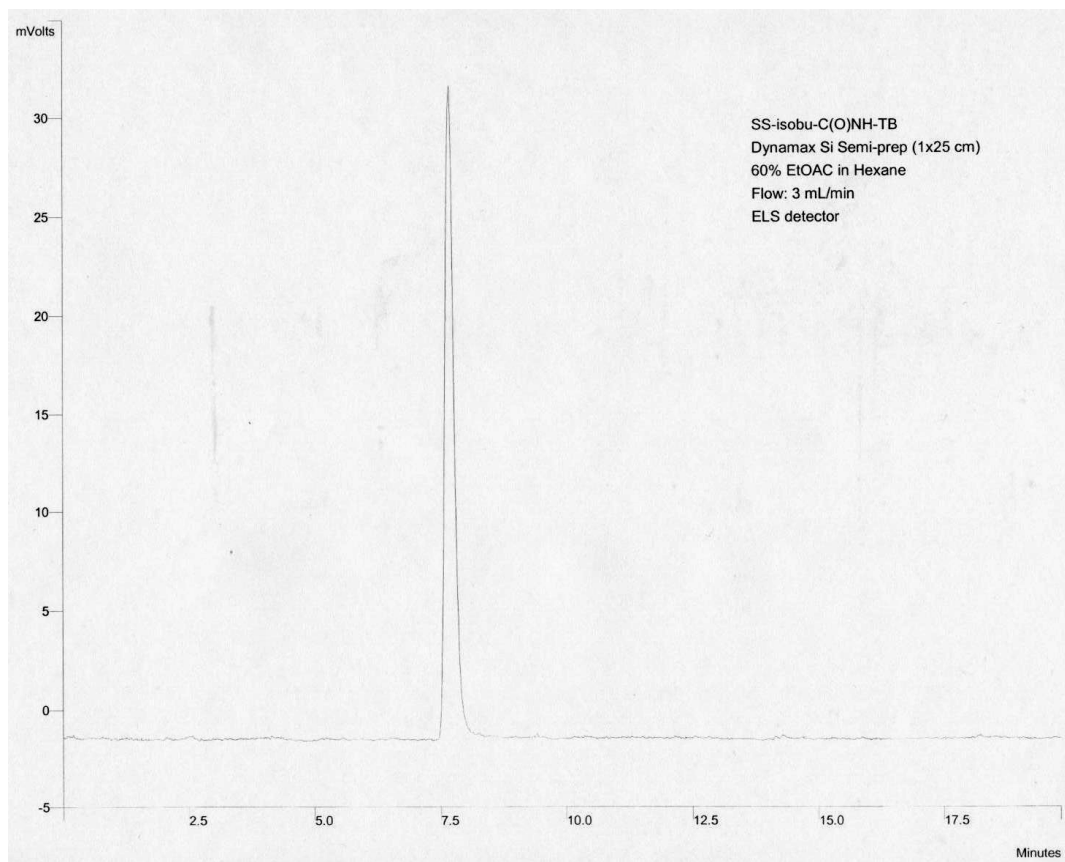


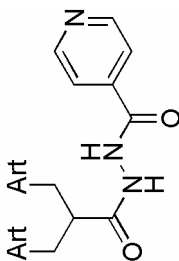
Date: Thu, Oct 16, 2003 1:07 PM  
Data: GHP-IP-IV-22y-40%f

Sample: GHP-IP-IV-22y  
Silica semi-prep column (1x25 cm)  
40% EtOAc/Hex; Flow = 3.0 mL/min; P=0.33 kpsi  
UV detector @ 254 nm

Processing File:  
Sampling Int: 0.1 Seconds  
Data:







10

Date: Tue, Feb 6, 2007 3:06 PM  
Data: ASR-02-37-isoniazid

Sample: ASR-isobuCONH-isoniazid  
Dynamax 1x25 cm 60A silica column  
5 % MeOH/CH<sub>2</sub>Cl<sub>2</sub>  
2 mL/min, 0.29kpsi, 270 nm

Processing File:  
Sampling Int: 0.1 Seconds  
Data:

Date: Wed, Feb 7, 2007 3:57 PM  
Data: ASR-02-37-isoniazid3

Sample: ASR-isobuCONH-isoniazid  
Dynamax 1x25 cm 60A silica column  
2.5 % MeOH/CH<sub>2</sub>Cl<sub>2</sub>  
2 mL/min, 0.29kpsi, 270 nm

Sampling Int: 0.1 Seconds  
Data:

