Size-dependent surface reactions of Ag nanoparticles supported on highly oriented pyrolytic graphite (HOPG)

Hui Zhang, Qiang Fu, Yunxi Yao, Zhen Zhang, Teng Ma, Dali Tan, and Xinhe Bao*

State Key Laboratory of Catalysis, Dalian Institute of Chemical Physics, the Chinese Academy of Sciences, Dalian 116023, P.R. China

*Corresponding author: Xinhe Bao; Email: xhbao@dicp.ac.cn

Fig. S1: STM images and the corresponding diagrams for the Ag particle size distribution from the Ag overlayers on HOPG

0.13 ML Ag (100 nm × 100 nm)

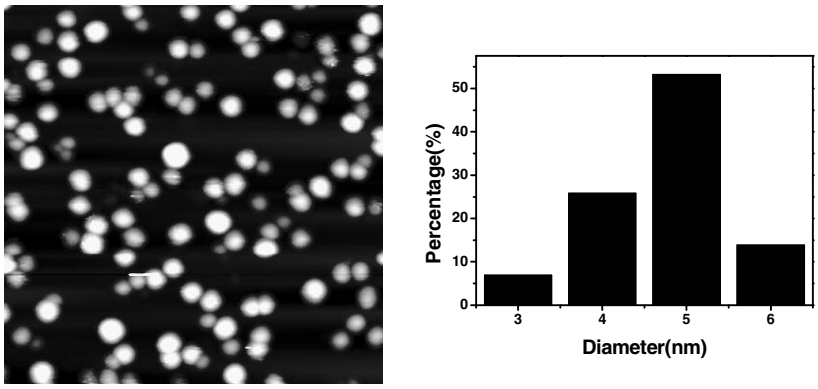

0.4 ML Ag (100 nm × 100 nm)

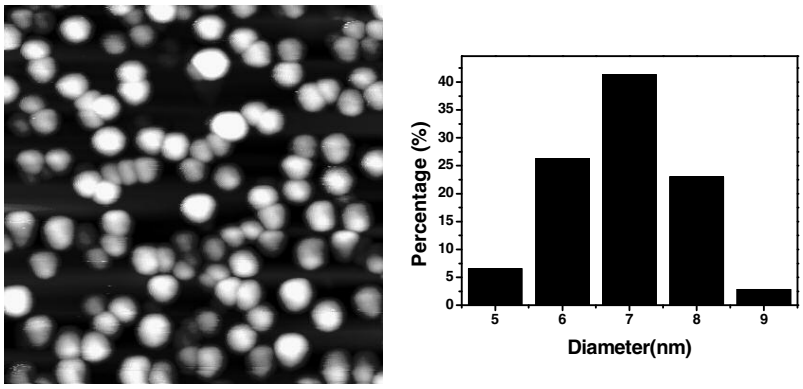

1.2 ML Ag (100 nm × 100 nm)



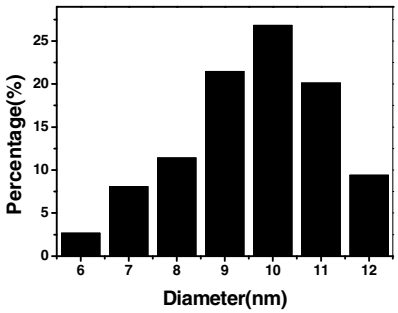

2 ML Ag (100 nm × 100 nm)



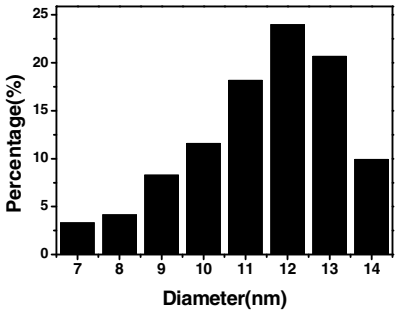

6 ML Ag (200 nm × 200 nm)



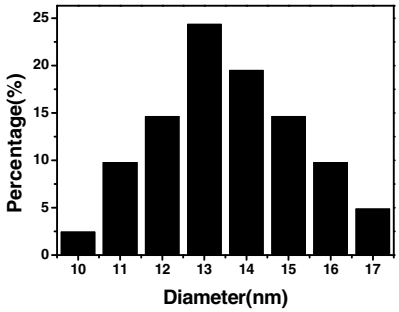

24 ML Ag (500 nm × 500 nm)



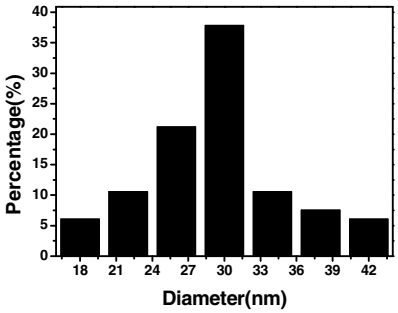
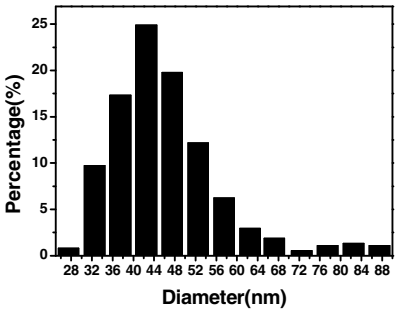
48 ML Ag (1000 nm × 1000 nm)