

SUPPORTING INFORMATION

Monolayers of 3-mercaptopropyl – amino acid to reduce nonspecific adsorption of serum proteins on the surface of biosensors

*Olivier R. Bolduc, Jean-François Masson**

Département de Chimie, Université de Montréal, C. P. 6128 Succ. Centre-Ville, Montréal, Qc, Canada,

H3C 3J7

Corresponding author's information: Tel: 1-514-343-7342, Fax: 1-514-343-7586 email:
jf.masson@umontreal.ca

Supporting Information:

Sensorgrams demonstrating the adsorption of bovine serum on 3-MPA amino acid monolayers with Cys, Met, Pro, Thr, Glu, and His as examples are shown in the supporting information figure.

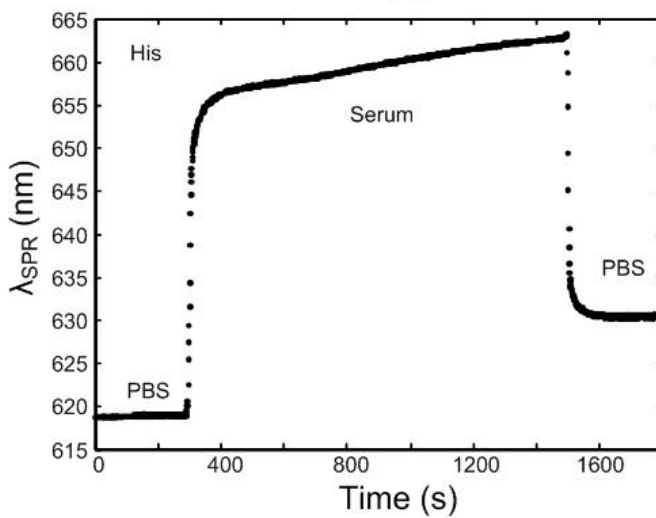
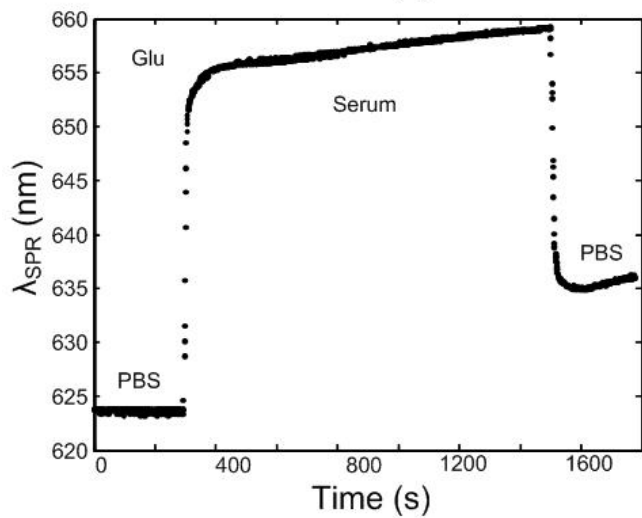
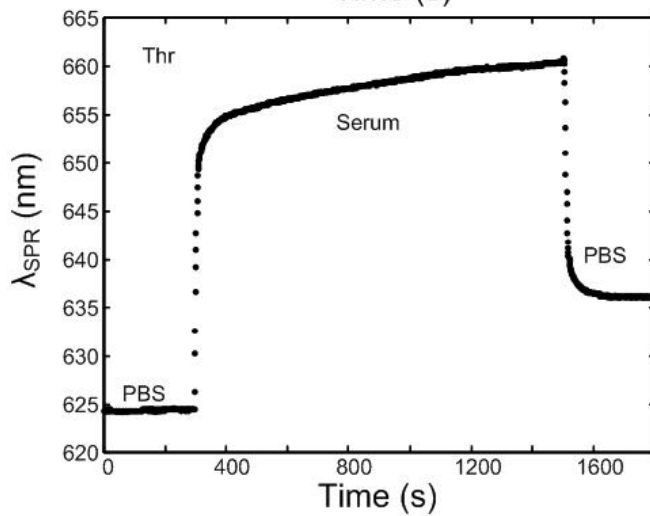
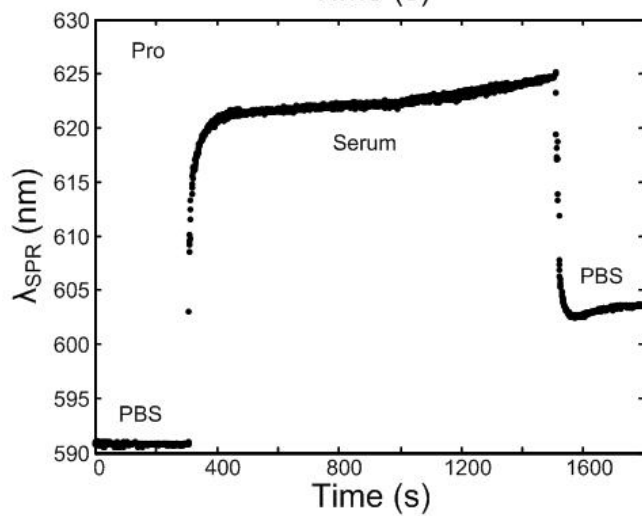
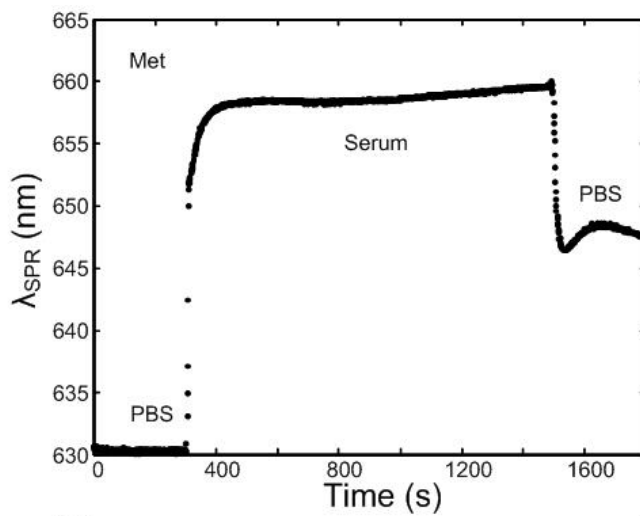
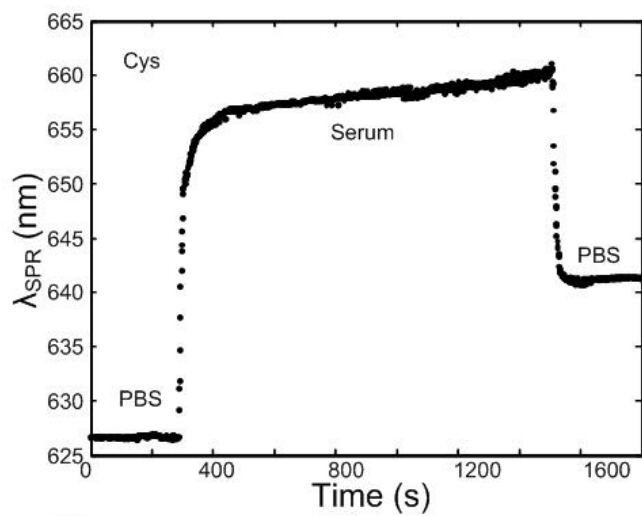


Figure. SPR sensorgram demonstrating the adsorption of bovine serum on 3-MPA amino acids, respectively Cys, Met, Pro, Thr, Glu, and His. The first 300 s show the response in PBS, followed by a 1200 s immersion of the sensor in bovine serum and 300 s in PBS.