

# Crystalline size effect on the energy transfer from Mo-O groups to $\text{Eu}^{3+}$ ions in $\text{R}_2\text{MoO}_6\text{:Eu}$ ( $\text{R}=\text{La}$ , $\text{Gd}$ , and $\text{Y}$ ) crystals

Huaiyong Li<sup>†,‡</sup>, Siyuan Zhang<sup>†,\*</sup>, Shihong Zhou<sup>†</sup>, Xueqiang Cao<sup>†</sup> and Yuhua Zheng<sup>†,‡</sup>

<sup>†</sup>State Key Laboratory of Rare Earth Resource Utilization, Changchun Institute of Applied Chemistry, Chinese Academy of Sciences, Changchun 130022, P.R. China

<sup>‡</sup>Graduate School, Chinese Academy of Sciences, Beijing 100049, P.R. China

\*E-mail: [syzhang@ciac.jl.cn](mailto:syzhang@ciac.jl.cn). Fax: +86 431 85698041, Tel: +86 431 85262043

Supporting Information:

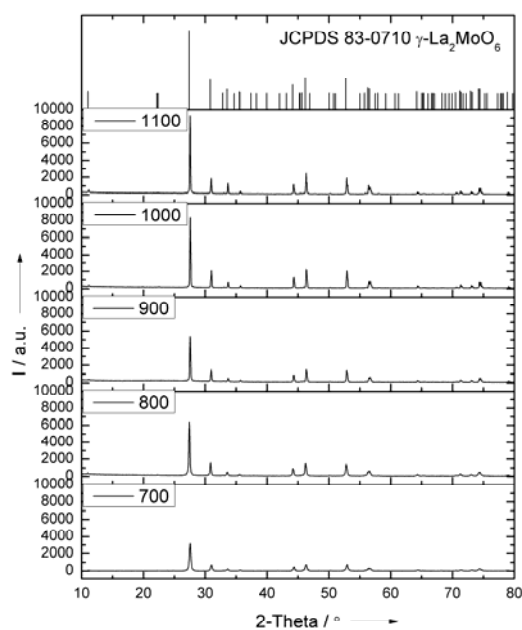


Figure S1. XRD patterns of  $\text{La}_2\text{MoO}_6\text{:Eu}$  annealed at different temperature and JCPDS card of  $\gamma\text{-La}_2\text{MoO}_6$ .

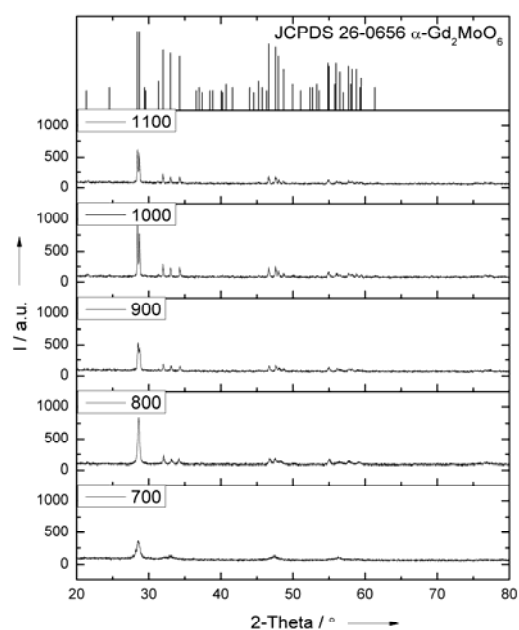


Figure S2. XRD patterns of  $\text{Gd}_2\text{MoO}_6:\text{Eu}$  annealed at different temperature and JCPDS card of  $\alpha\text{-Gd}_2\text{MoO}_6$ .

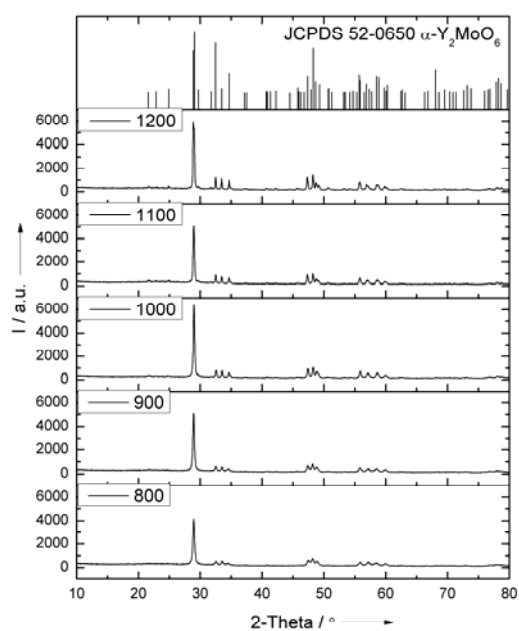


Figure S3. XRD patterns of  $\text{Y}_2\text{MoO}_6:\text{Eu}$  annealed at different temperature and JCPDS card of  $\alpha\text{-Y}_2\text{MoO}_6$ .