Eutypoids B-E, aromatic butenolides produced by a *Penicillium* sp. strain isolated from the North Sea

Dirk Schulz[†], *Birgit Ohlendorf*[†], *Heidi Zinecker*[‡], *Rolf Schmaljohann*[†] *and Johannes F. Imhoff*[†] *

[†]Kieler Wirkstoffzentrum (KiWiZ) at the Leibniz-Institute of Marine Sciences (IFM-GEOMAR), Am Kiel-Kanal 44, 24106 Kiel, Germany; [‡]PharmaCenter Bonn, Pharmaceutical Institut, Pharmaceutical Chemistry I, University of Bonn, An der Immenburg 4, D-53121 Bonn, Germany

S1. ^{1}H NMR (500 MHz, methanol-*d*4) spectrum of the new compound eutypoid B (**1**)

S2. ^{1}H-^{1}H COSY (500 MHz, methanol-*d*4) spectrum of eutypoid B (**1**)

S3. ^{13}C NMR (125 MHz, methanol-*d*4) spectrum of the new compound eutypoid B (**1**)

S4. ^{1}H-^{13}C HSQC (500 MHz, methanol-*d*4) spectrum of the new compound eutypoid B (**1**)

S5. ^{1}H-^{13}C HMBC (500 MHz, methanol-*d*4) spectrum of eutypoid B (**1**)

S6. ^{1}H NMR (500 MHz, methanol-*d*4) spectrum of the new compound eutypoid C (**2**)

S7. NMR spectroscopic data of eutypoid C (**2**) in methanol-*d*4

S8. ^{1}H NMR (500 MHz, methanol-*d*4) spectrum of the new compound eutypoid D (**3**)

S9. NMR spectroscopic data of eutypoid D (**3**) in methanol-*d*4

S10. ^{1}H NMR (500 MHz, methanol-*d*4) spectrum of the new compound eutypoid E (**4**)

S11. NMR spectroscopic data of eutypoid E (**4**) in methanol-*d*4

S1. ^{1}H NMR (500 MHz, methanol-*d*4) spectrum of the new compound eutypoid B (**1**)

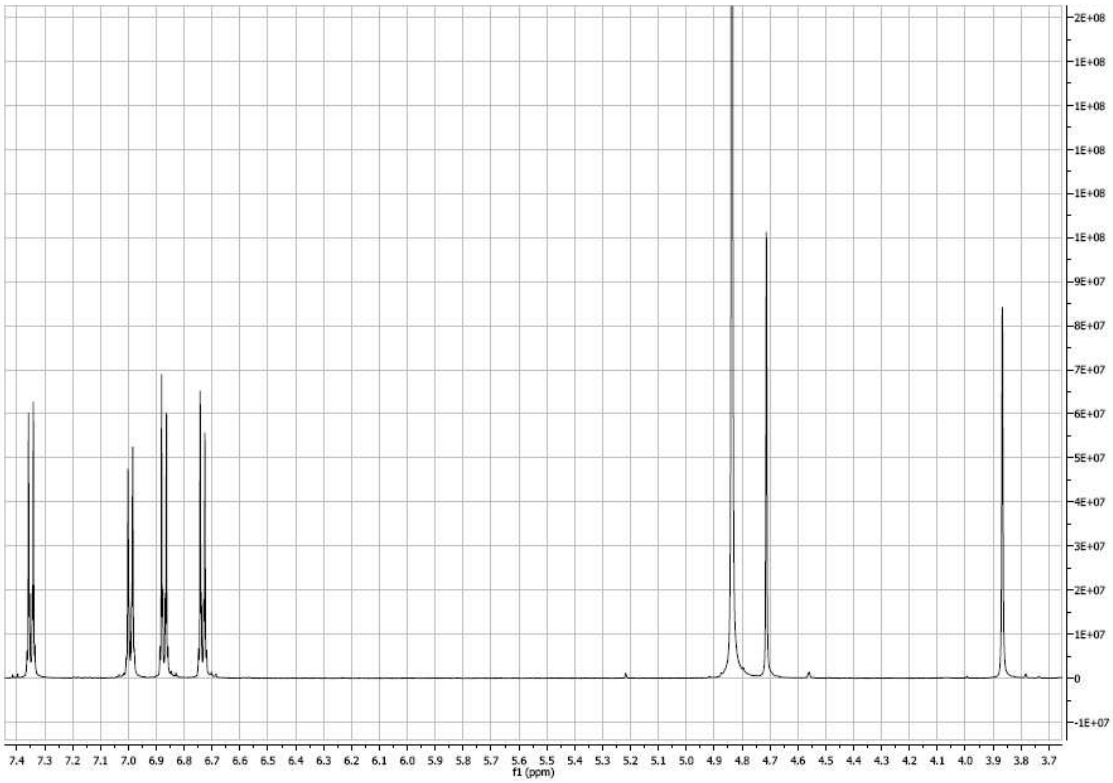

S2. ^{1}H-^{1}H COSY (500 MHz, methanol-*d*4) spectrum of eutypoid B (**1**)

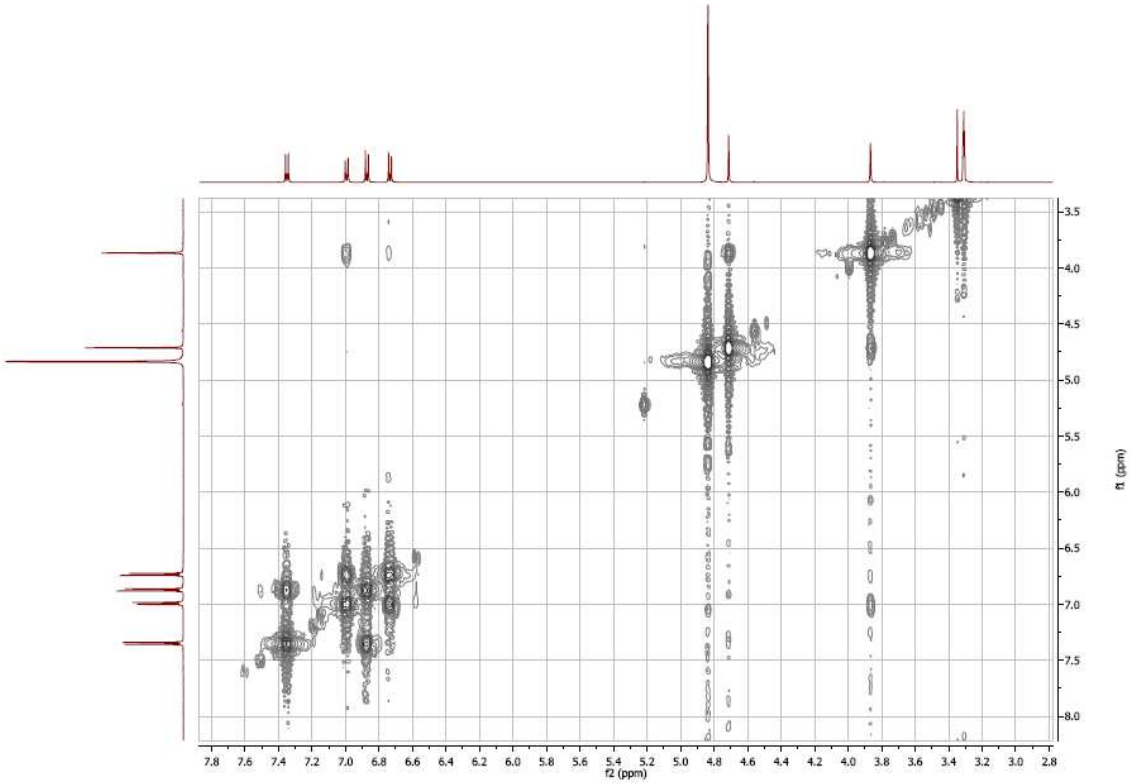

S3. ^{13}C NMR (125 MHz, methanol-*d*4) spectrum of the new compound eutypoid B (**1**)

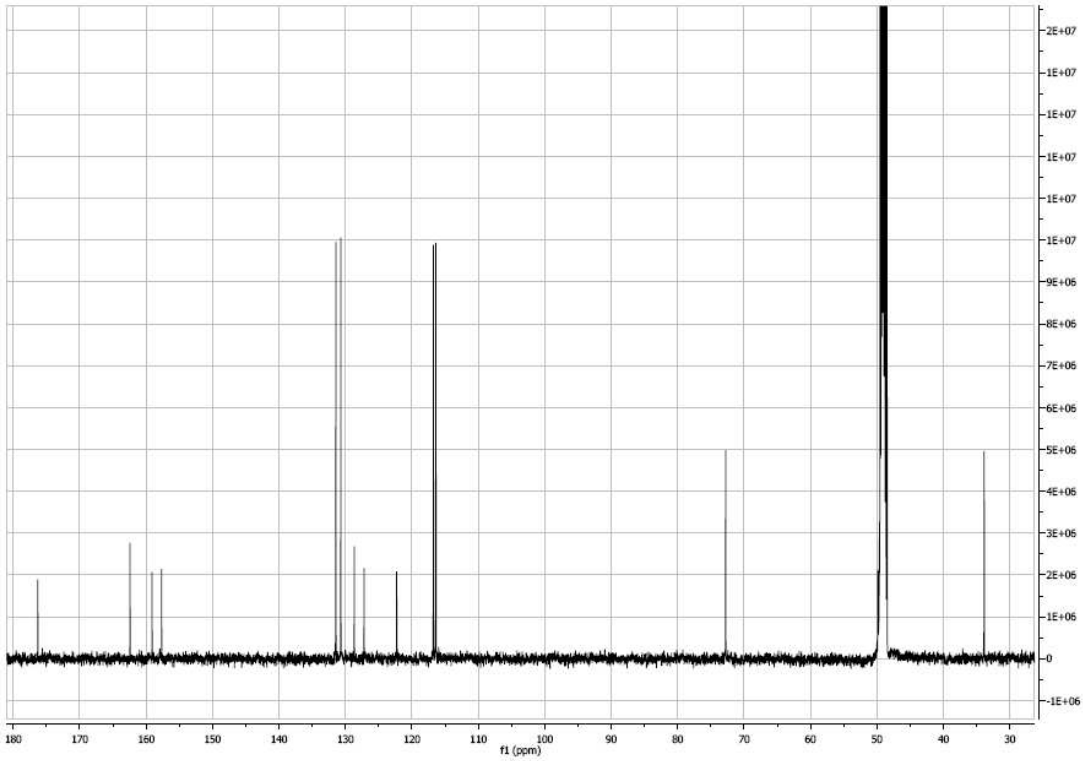

S4. ^{1}H-^{13}C HSQC (500 MHz, methanol-*d*4) spectrum of the new compound eutypoid B (**1**)

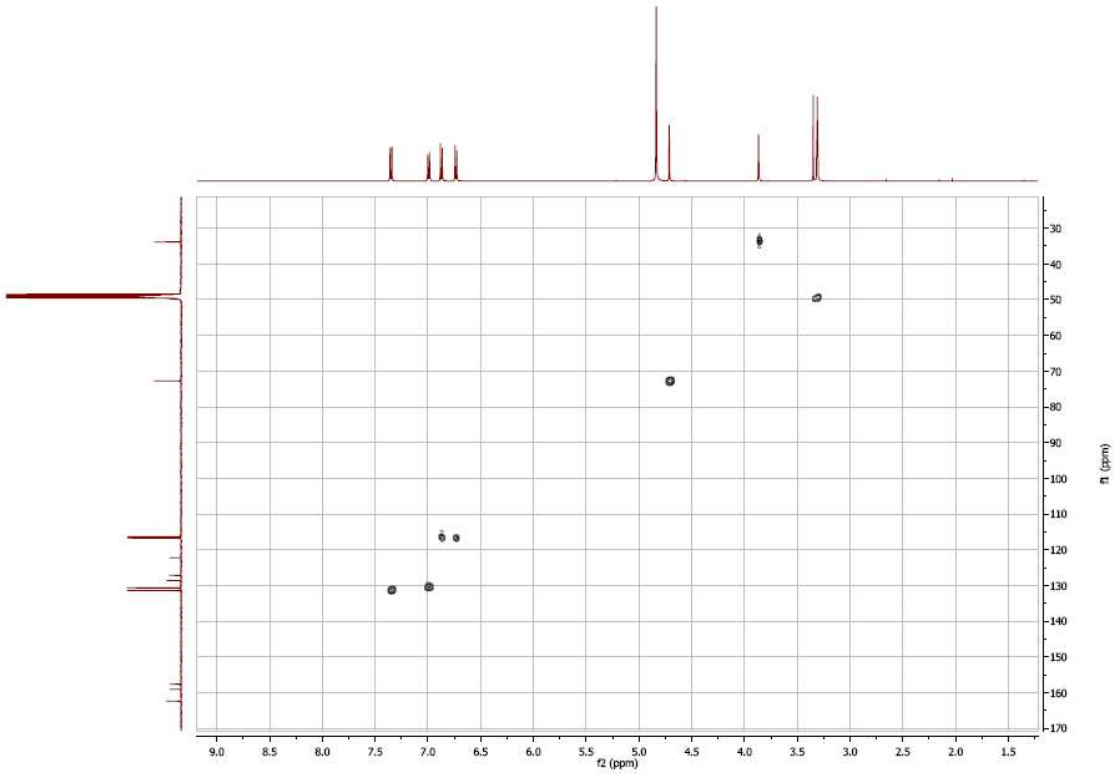

S5. ^{1}H-^{13}C HMBC (500 MHz, methanol-*d*4) spectrum of eutypoid B (**1**)

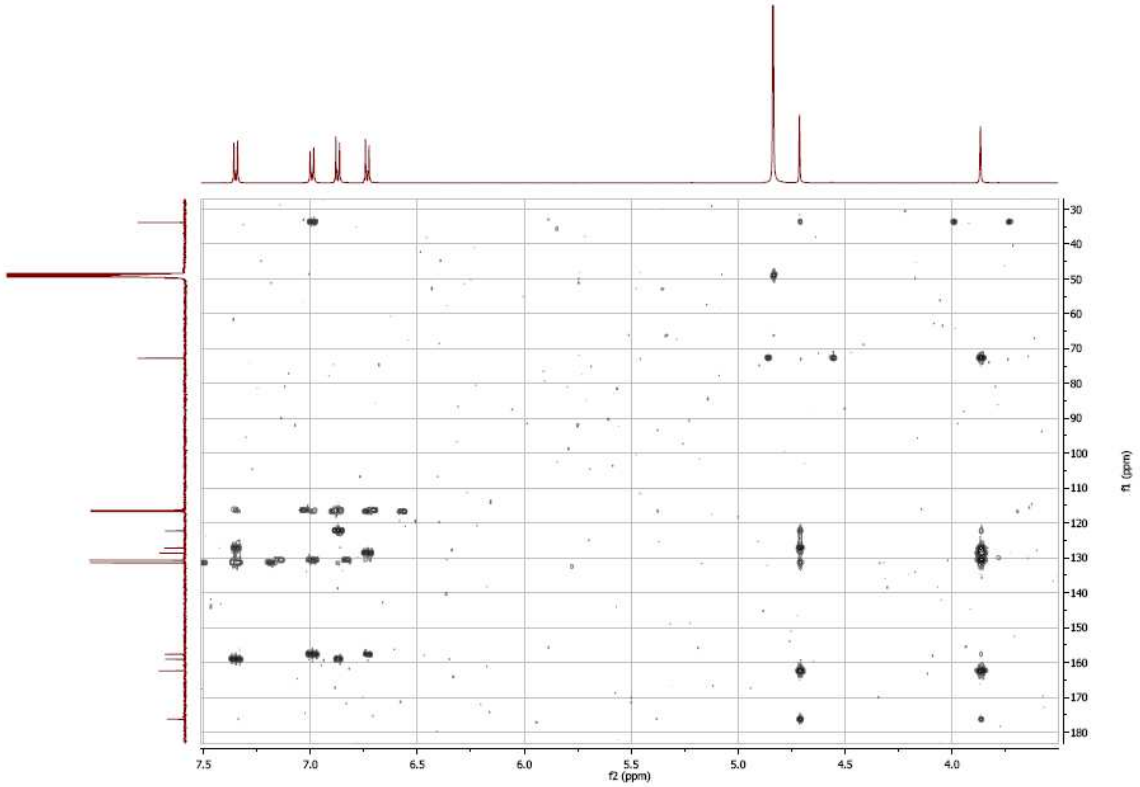

S6. ^{1}H NMR (500 MHz, methanol-*d*4) spectrum of the new compound eutypoid C (**2**)

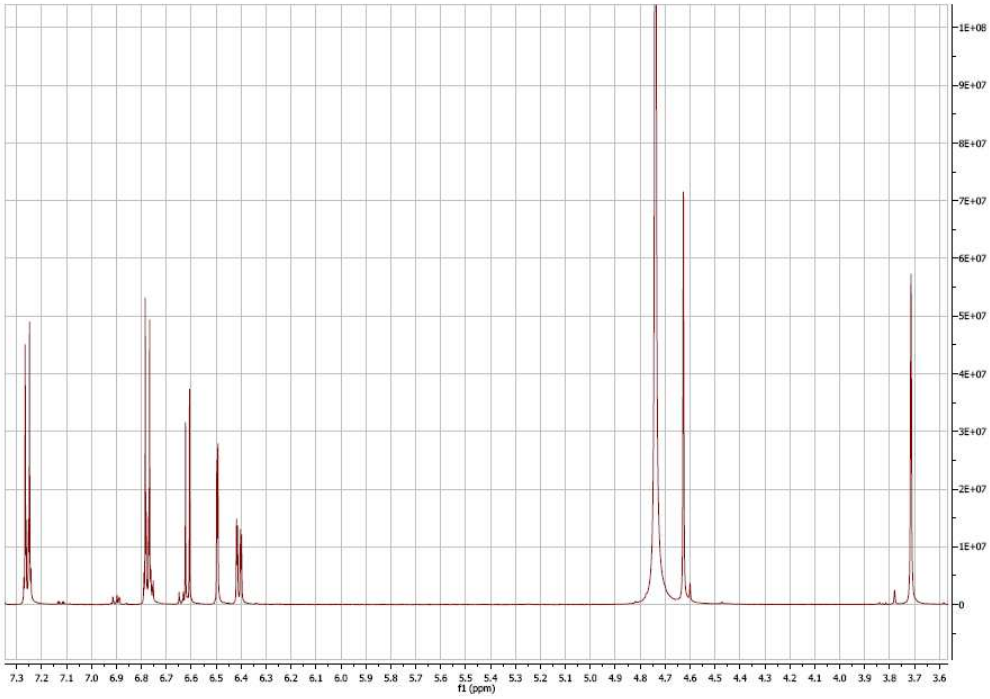

S7. NMR spectroscopic data of eutypoid C (**2**) in methanol-*d*4

		Eutypoid C		
position	**$\delta_{C,}$ mult.**	**$\delta_{H,}$ (*J* in Hz)**	**COSY**	**HMBC**
2	176.3, C			
3	127.2, C			
4	162.4, C			
5	72.8, CH_2	4.71, s	6	2, 3, 4, 6, 7, 13, 14+18
6	34.0, CH_2	3.79, s	5	2, 3, 4, 5, 7, 8, 12,13
7	129.4, C			
8	116.6, CH	6.59, d (2.1)	12	6, 12, 10
9	146.4, C			
10	145.5, C			
11	116.7, CH	6.71, d (8.0)	12	7, 9, 10
12	120.9, CH	6.49, dd (8.0, 2.1)	8, 11	6, 8, 10
13	122.0, C			
14+18	131.4, CH	7.35, d (8.7)	14+18	3, 14+18, 15+17, 16
15+17	116.4, CH	6.87, d (8.7)	15+17	13, 16, 15+17
16	159.0, C			

S8. ^{1}H NMR (500 MHz, methanol-*d*4) spectrum of the new compound eutypoid D (**3**)

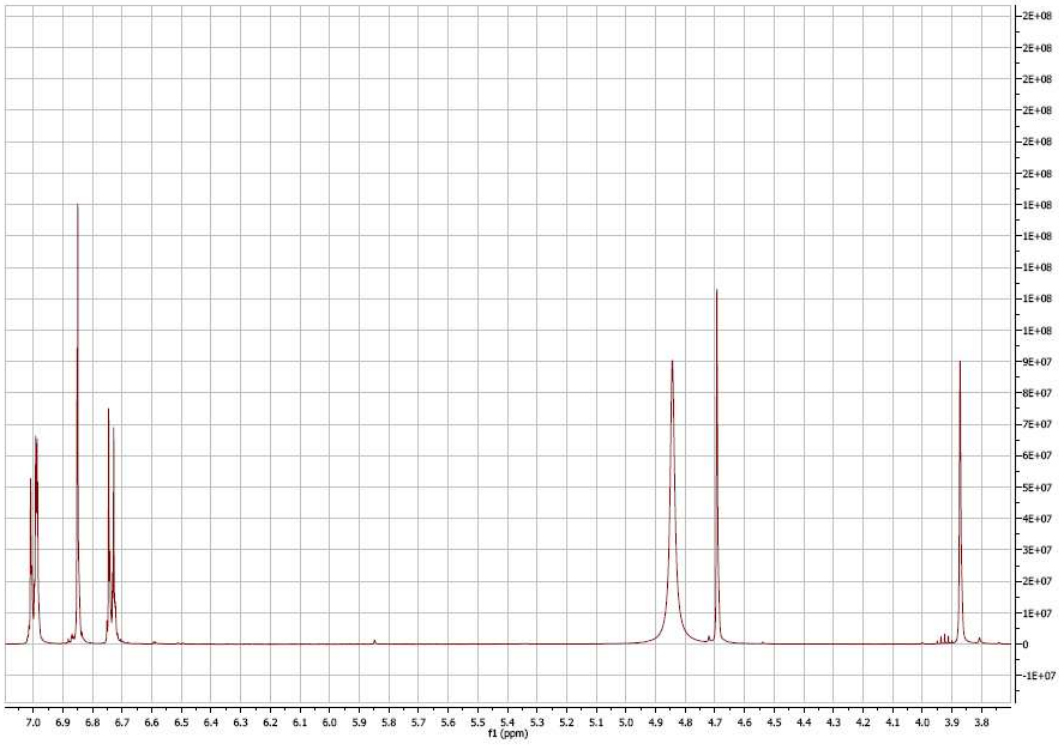

S9. NMR spectroscopic data of eutypoid D (**3**) in methanol-*d*4

Eutypoid D				
position	**$\delta_{C.}$ mult.**	**$\delta_{H.}$ (*J* in Hz)**	**COSY**	**HMBC**
2	176.3, C			
3	127.2, C			
4	162.4, C			
5	72.7, CH_2	4.68, s	6	2, 3, 4, 6, 13, 14
6	33.8, CH_2	3.86, s	5	2, 3, 4, 5, 7 8+12, 13
7	129.3, C			
8+12	130.7, CH	6.99, d (8.5) [a]	9+11	6, 8+12, 10
9+11	116.7, CH	6.73, d (8.5)	8+12	7, 9+11, 10
10	157.6, C			
13	122.2, C			
14	117.2, CH	7.00, m[a]		3, 15
15	146.4, C			
16	122.0, C	6.85, m[b]		14, 15, 17
17	147.1, C			
18	116.8, CH	6.85, m[b]		3, 13, 14, 15, 17

[a] signals are overlapping
[b] signals are overlapping

S10. ^{1}H NMR (500 MHz, methanol-*d*4) spectrum of the new compound eutypoid E (**4**)

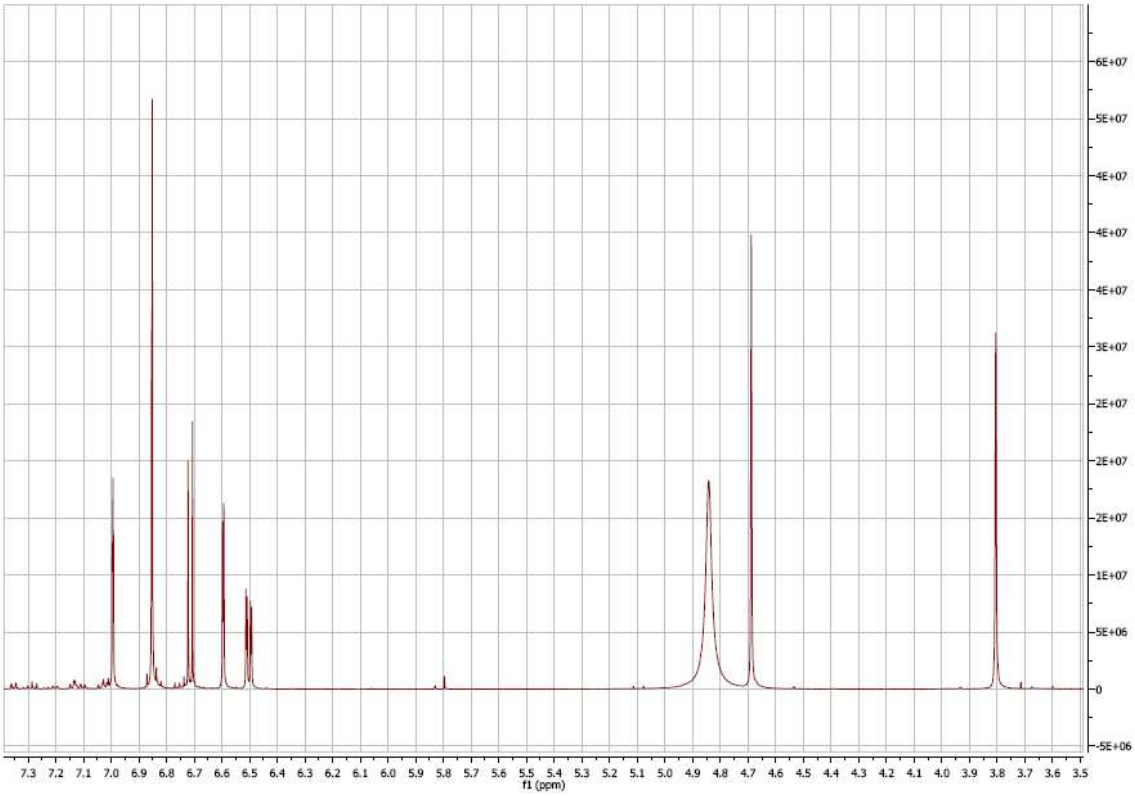

S11. NMR spectroscopic data of eutypoid E (**4**) in methanol-*d*4

		Eutypoid E		
position	**$\delta_{C.}$ mult.**	**$\delta_{H.}$ (*J* in Hz)**	**COSY**	**HMBC**
2	176.3, C			
3	127.2, C			
4	162.4, C			
5	72.7, CH_2	4.68, s	6	2, 3, 4, 6, 7, 14
6	34.0, CH_2	3.80, s	5, 8, 12	2, 3, 4, 5, 7, 8, 12
7	129.4, C			
8	116.8, CH	6.59, d (2.1)	6	6, 9, 10, 12
9	146.7, C			
10	145.5, C			
11	116.8, CH	6.71, d (8.0)	8	7, 8, 9, 10, 12
12	120.9, CH	6.51, dd (8.0, 2.1)	6, 7, 8, 9	6, 8, 9, 10
13	122.7, C			
14	117.2, CH	7.03, dd (1.0, 1.5)		3, 15, 16, 17
15	147.1, C			
16	122.0, CH	6.85, m[a]		14, 15
17	146.4, C			
18	116.3, CH	6.85, m[a]		3, 13, 14, 17

[a] signals are overlapping