

## Supporting Information for

### Bidentate Iron(II) Dichloride Complexes Bearing 8-(Benzoimidazol-2-yl)quinolines: Synthesis, Characterization, and Ethylene Polymerization Behavior

Tianpengfei Xiao,<sup>†</sup> Shu Zhang,<sup>†</sup> Gerald Kehr,<sup>‡</sup> Xiang Hao,<sup>†</sup> Gerhard Erker,<sup>‡</sup> and

Wen-Hua Sun<sup>\*,†,§</sup>

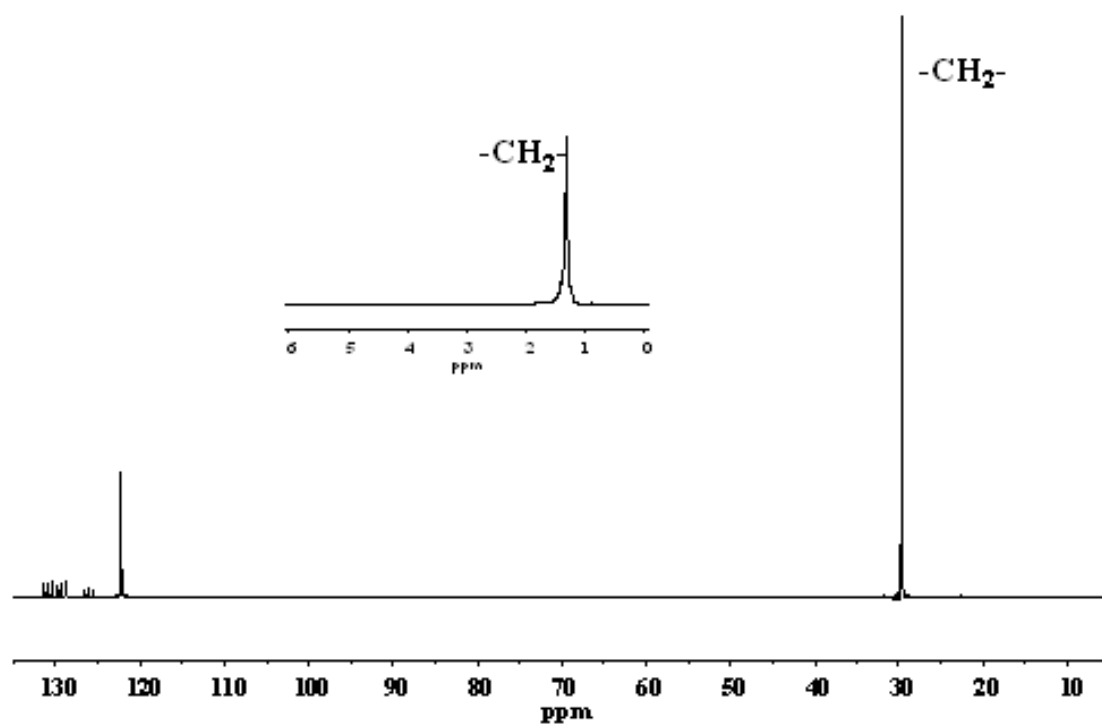
<sup>†</sup>*Key Laboratory of Engineering Plastics and Beijing National Laboratory for  
Molecular Sciences, Institute of Chemistry, Chinese Academy of Science, Beijing  
100190, China;* <sup>‡</sup>*Organisch-Chemisches Institut der Universität Münster, Corrensstr.  
40, 48149 Münster, Germany;* <sup>§</sup>*State Key Laboratory for Oxo Synthesis and Selective  
Oxidation, Lanzhou Institute of Chemical Physics, Chinese Academy of Science,  
Lanzhou 730000, China*

## Contents

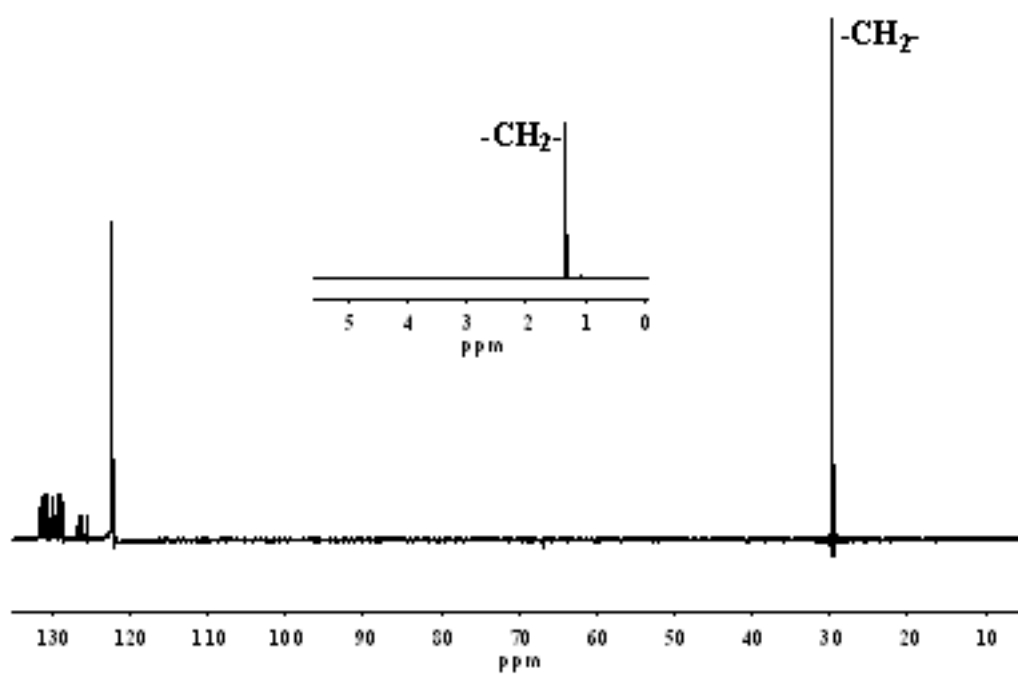
**Figure S1.** <sup>1</sup>H NMR and <sup>13</sup>C NMR spectra of the PE obtained by complex **C3** (entry 3, Table 2).

**Figure S2.** <sup>1</sup>H NMR and <sup>13</sup>C NMR spectra of the PE obtained by complex **C7** (entry 7, Table 2).

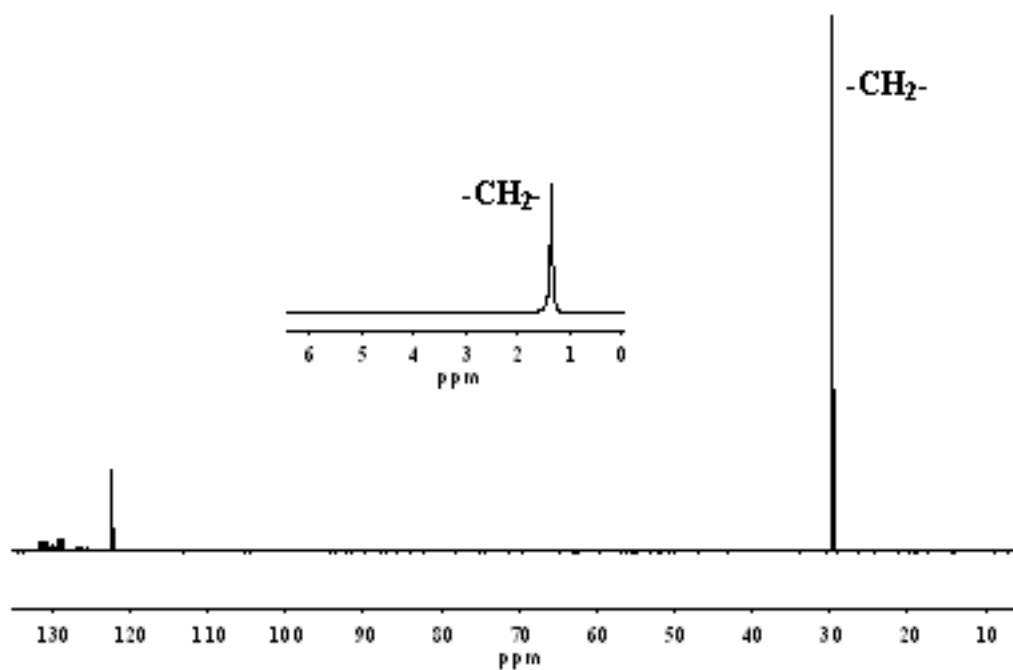
**Figure S3.** <sup>1</sup>H NMR and <sup>13</sup>C NMR spectra of the PE obtained by complex **C12** (entry 12, Table 2).



**Figure S1.**  $^1\text{H}$  NMR and  $^{13}\text{C}$  NMR spectra of the PE obtained by complex C3 (entry 3, Table 2).



**Figure S2.**  $^1\text{H}$  NMR and  $^{13}\text{C}$  NMR spectra of the PE obtained by complex C7 (entry 7, Table 2).



**Figure S3.**  $^1\text{H}$  NMR and  $^{13}\text{C}$  NMR spectra of the PE obtained by complex C12 (entry 12, Table 2).