

Supporting Information for:

**Addition of aluminum and gallium species to aromatic and alkyl-substituted 1,4-diaza-1,3-butadiene ligands**

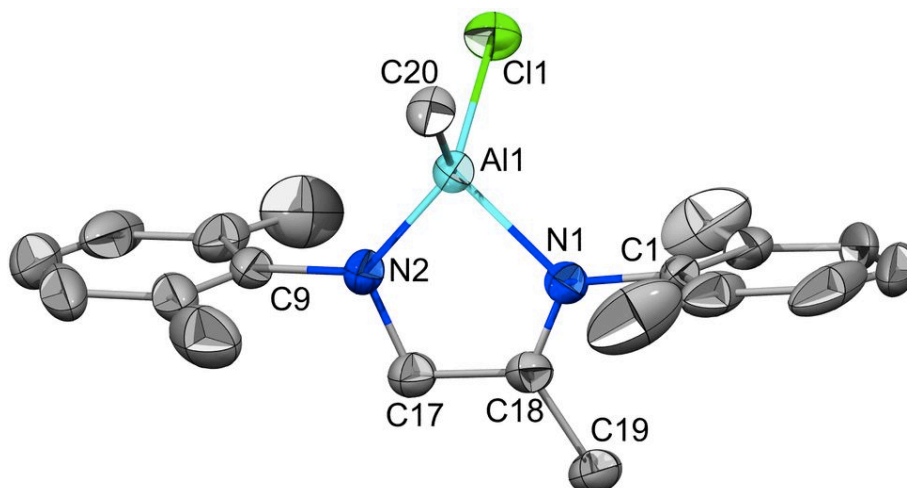
Ana M. Felix,<sup>†</sup> Diane A. Dickie,<sup>†</sup> Ian S. Horne,<sup>†</sup> Giang Page,<sup>†</sup> and Richard A. Kemp<sup>†,§,\*</sup>

<sup>†</sup>*Department of Chemistry and Chemical Biology, University of New Mexico, Albuquerque, NM, 87131-2609 USA*

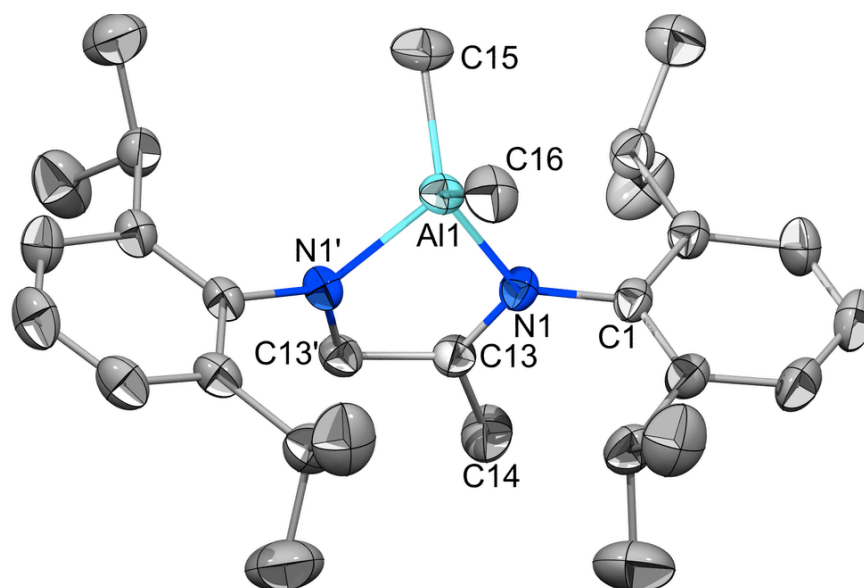
<sup>§</sup>*Advanced Materials Laboratory, Sandia National Laboratories, Albuquerque, NM 87106 USA*

**Figures S1 – S8: Thermal ellipsoid plots of structures discussed in text**

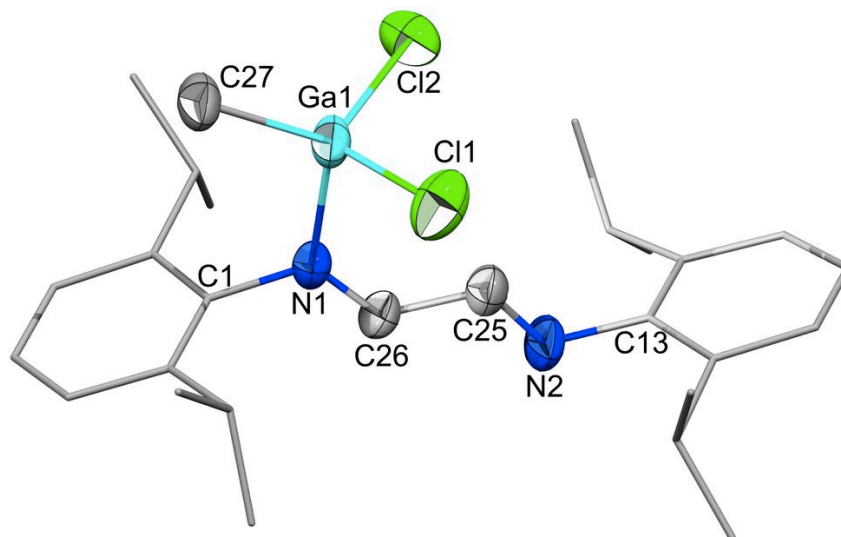
**Figure S1.** Structure of **4**. Thermal ellipsoids are shown at 50% probability. For clarity, hydrogen atoms have been omitted.



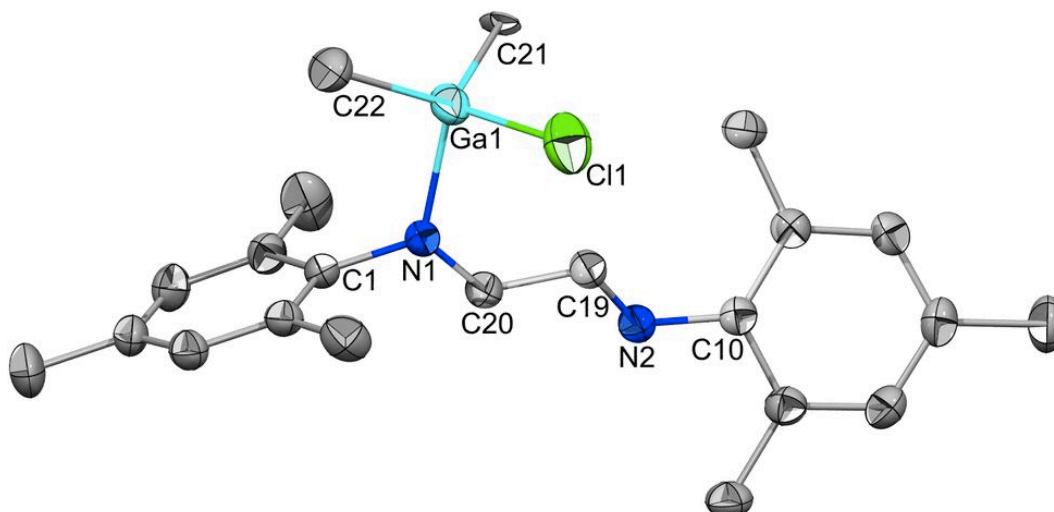
**Figure S2.** Structure of **5**. Thermal ellipsoids are shown at 50% probability. For clarity, hydrogen atoms have been omitted.



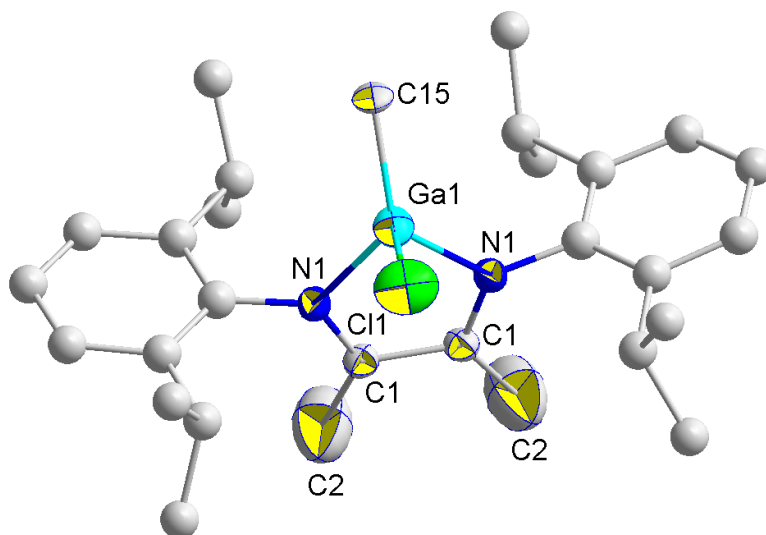
**Figure S3.** Structure of **9**. Thermal ellipsoids are shown at 50% probability. For clarity, hydrogen atoms have been omitted.



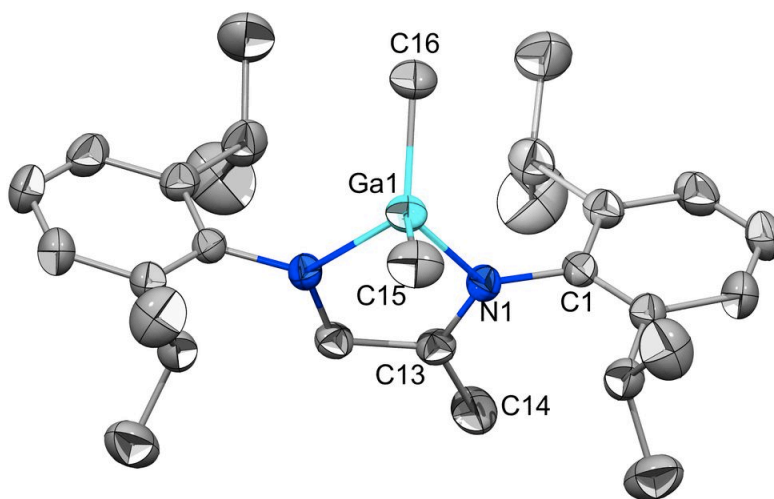
**Figure S4.** Structure of **11**. Thermal ellipsoids are shown at 50% probability. For clarity, hydrogen atoms have been omitted.



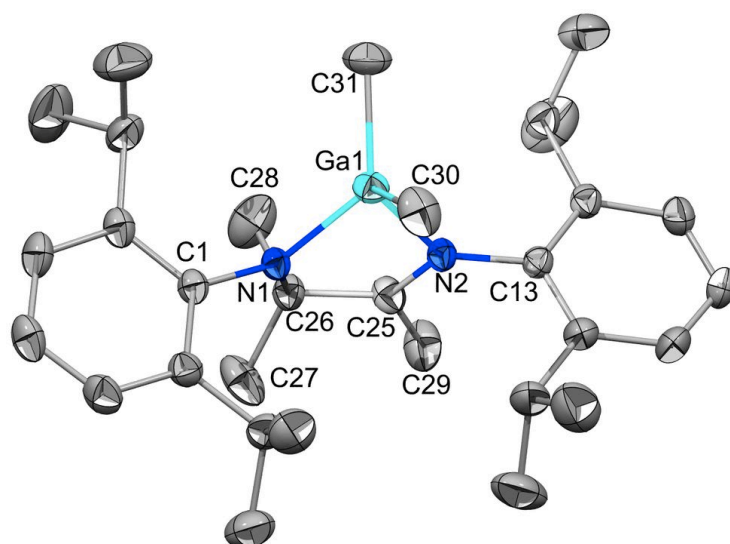
**Figure S5.** Structure of **12**. Thermal ellipsoids are shown at 50% probability. For clarity, hydrogen atoms have been omitted.



**Figure S6.** Structure of **13**. Thermal ellipsoids are shown at 50% probability. For clarity, hydrogen atoms have been omitted.



**Figure S7.** Structure of **14**. Thermal ellipsoids are shown at 50% probability. For clarity, hydrogen atoms have been omitted.



**Figure S8.** Structure of **16**. Thermal ellipsoids are shown at 50% probability. For clarity, hydrogen atoms have been omitted.

