

Supporting Information

Synthesis, characterization and activity evaluation of DyVO₄/g-C₃N₄ composites under visible light irradiation

¹Yiming He, ¹Jun Cai, ²Tingting Li, ²Ying Wu, ³Yanmin Yi, ²Mengfei Luo, ²Leihong Zhao*

¹Department of Materials Physics, Zhejiang Normal University, Jinhua, 321004, China

²Institute of Physical Chemistry, Zhejiang Key Laboratory for Reactive Chemistry on Solid Surfaces,
Zhejiang Normal University, Jinhua, 321004, China

³Center station of Suzhou Environmental Monitoring, Suzhou, 215004, China

Corresponding author: Tel: +86-0579-83792294; Fax: +86-0579-83714946; E-mail: hym@zjnu.cn

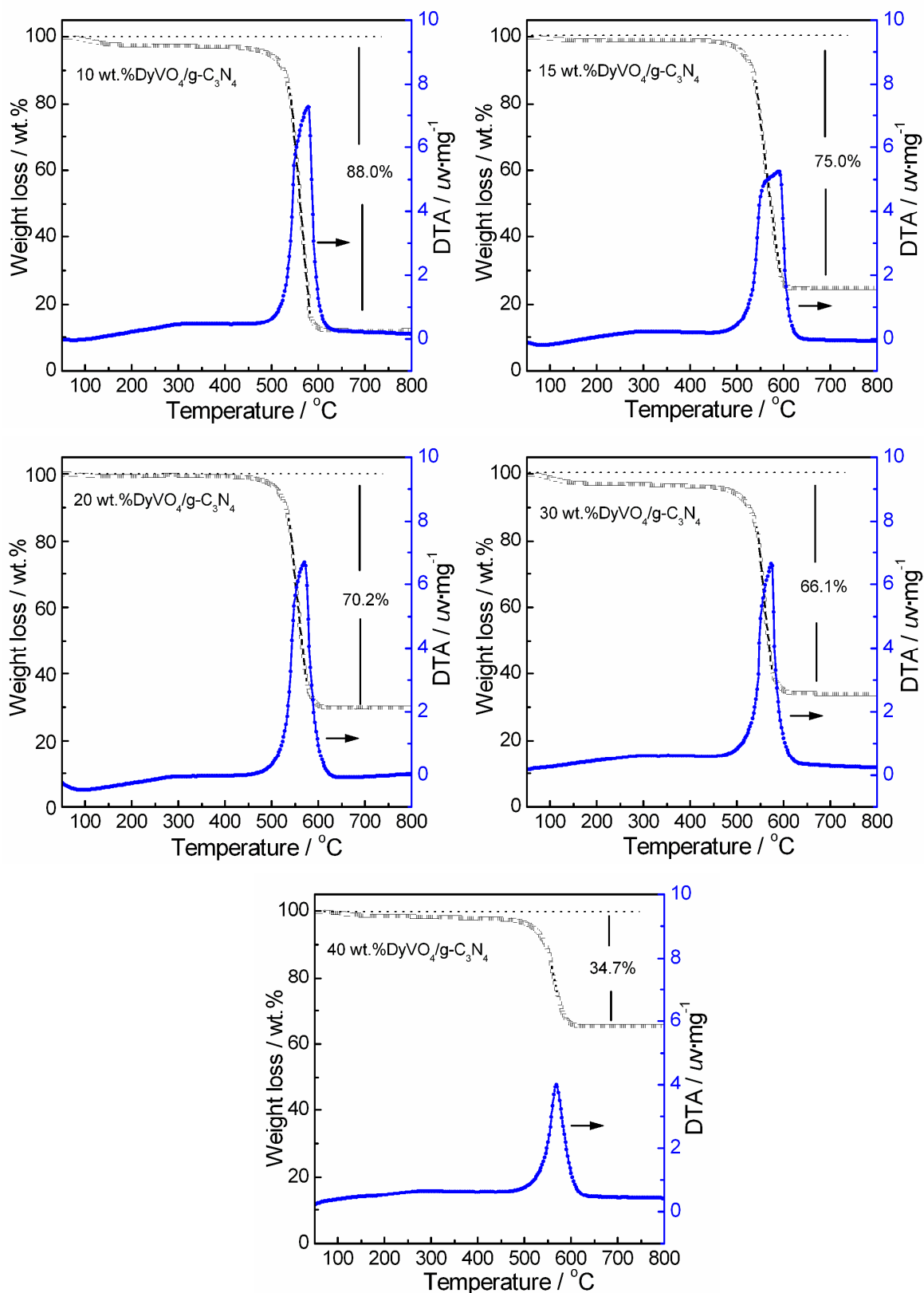


Figure S1. TG-DTA thermograms for heating the DyVO₄/g-C₃N₄ composites.

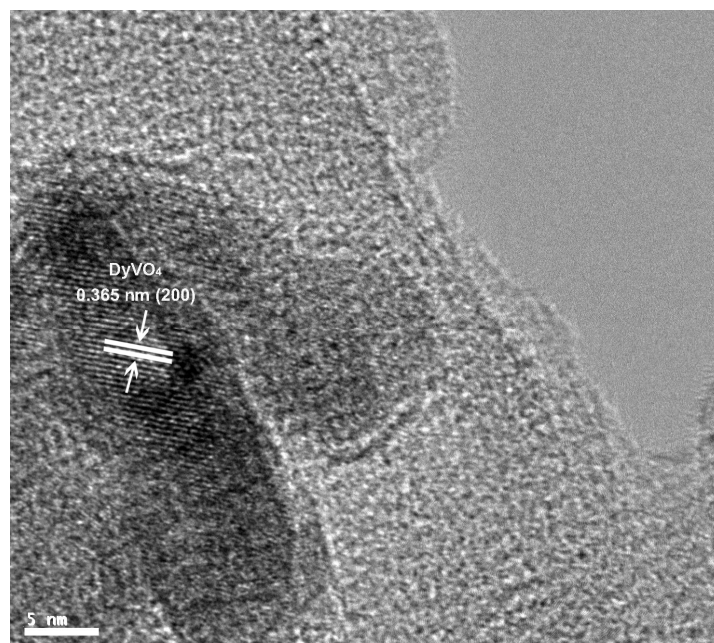


Figure S2. HR-TEM of 15 wt.% DyVO₄/g-C₃N₄ composite

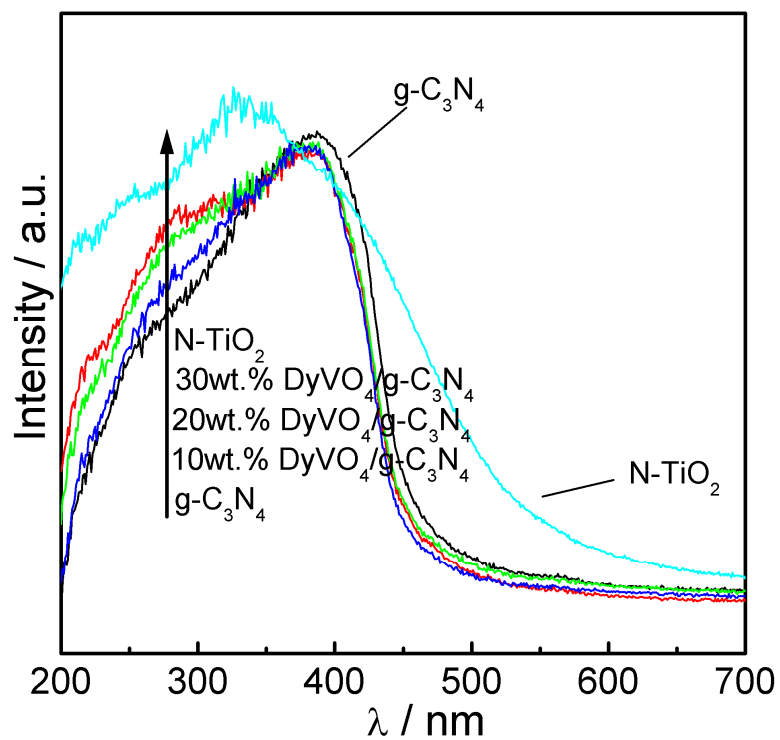


Figure S3. UV-vis spectra g-C₃N₄, N-TiO₂, and several DyVO₄/g-C₃N₄ composites.

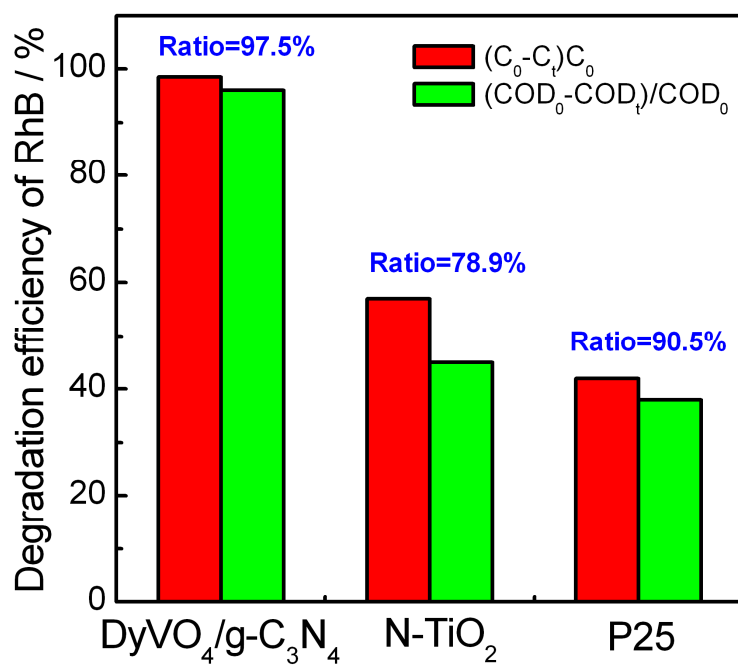


Figure S4. Degradation efficiency of 10 ppm RhB solution in the presence of 15wt.% DyVO₄/g-C₃N₄, N-TiO₂, and P25 under visible light irradiation for 120 min.

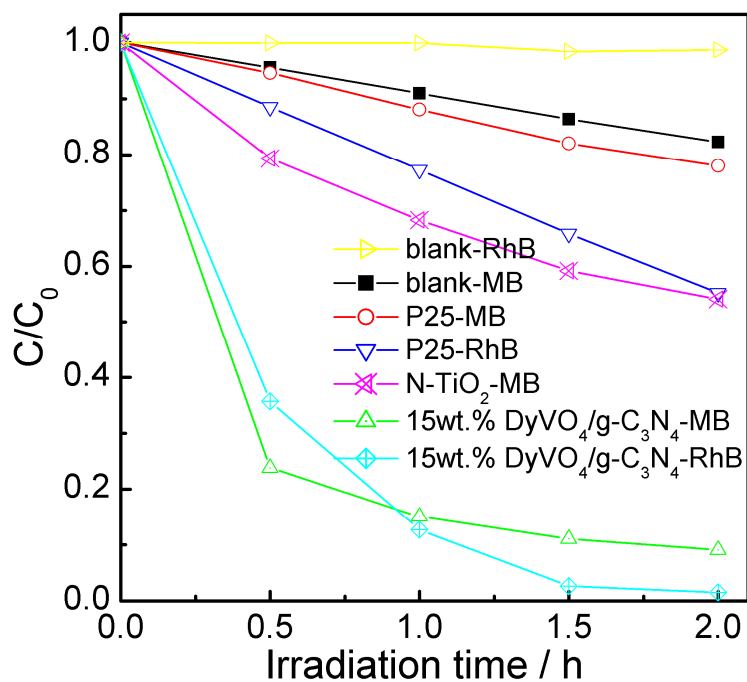


Figure S5. Photocatalytic degradation of MB and RhB over different photocatalysts under visible light irradiation.