

Supporting Information for:

The effects of conformational alteration induced by D-/L-Isonucleoside incorporation in siRNA on their stability in serum and silencing activity.

#Ye Huang¹, #Zhuo Chen¹, #Yue Chen¹, Hao Zhang¹, Yichao Zhang², Yilei Zhao², Zhenjun Yang^{1,*}, Lihe Zhang^{1,*}

1 State Key Laboratory of Natural and Biomimetic Drugs, School of Pharmaceutical Sciences, Peking University, Beijing 100191, China, **2** State Key Laboratory of Microbial Metabolism, School of Life Sciences and Biotechnology, Shanghai Jiao Tong University, Shanghai, China

Contents

Circular dichroism spectra of D-/L-IsoNA modified siRNAs

Predicted regional molecular structures of D-/L-isoNA modified siRNA

Sfold calculated internal stability profile

Figure

Figure S1

Figure S2

Figure S3

#These authors contributed equally to this paper.

*To whom correspondence should be addressed. Tel: 86-10-82802503; Email: zdszlh@bjmu.edu.cn; yangzj@bjmu.edu.cn

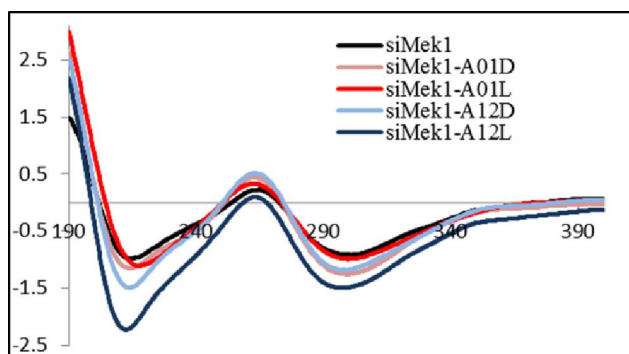


Figure S1 Circular dichroism spectra of D-/L-IsoNA modified siRNAs

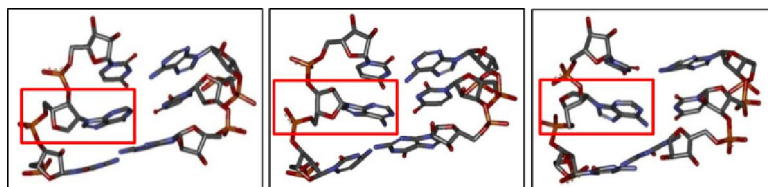


Figure S2 Predicted regional molecular structures of D-/L-isoNA modified siRNA. Regional molecular structures of D-/L-isoNA modified siRNA and the unmodified siRNA. **(left)** Regional molecular structure of siMek1-S08D; **(middle)** Regional molecular structure of native siRNA; **(right)** Regional molecular structure of siMek1-S08L.

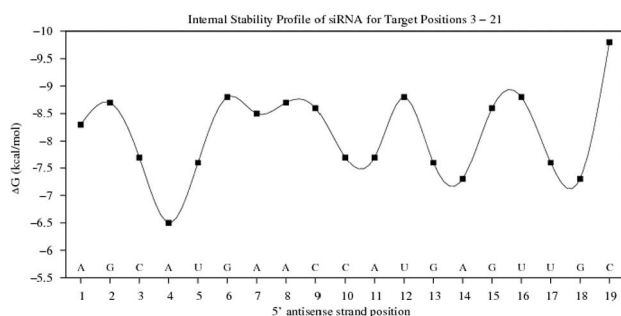


Figure S3 Sfold calculated internal stability profile