Supporting Information for

Role of Water Molecule in the Gas-phase Formation Process of Nitrated Polycyclic Aromatic Hydrocarbons in the Atmosphere

Qingzhu Zhang[*,1], Rui Gao[1], Fei Xu[1], Qin Zhou[1], Guibin Jiang[2], Tao Wang[3], Jianmin Chen[1], Jingtian Hu[1], Wenxing Wang[*,1]

[1] Environment Research Institute, Shandong University, Jinan 250100, China

[2] State Key Laboratory Environmental Chemistry and Ecotoxicology, Research Center for Eco-Environmental Sciences, Chinese Academy of Sciences, Beijing 100085, China

[3] Department of Civil and Structural Engineering, The Hong Kong Polytechnic University, Hong Kong, China

Key words: Nitro-PAHs; OH and NO_3 radicals; Water molecule, Catalysis, Atmospheric formation

---

[*]Corresponding authors. E-mail: zqz@sdu.edu.cn; wxwang@sdu.edu.cn

Fax: 86-531-8836 1990

Twenty-one pages

Contains seventeen figures

Figure S1. Resonance structures of the OH- and NO_3-anthracene adducts.

Figure S2. Formation route of nitrobenzene embedded with the potential barrier ΔE (in kcal/mol) and reaction heat ΔH (in kcal/mol) from the OH-initiated oxidation of benzene in the presence of NO_2. ΔH is calculated at 0 K.

Figure S3. Formation route of nitrobenzene embedded with the potential barrier ΔE (in kcal/mol) and reaction heat ΔH (in kcal/mol) from the NO_3-initiated oxidation of benzene in the presence of NO_2. ΔH is calculated at 0 K.

Figure S4. Formation route of nitronaphthalene embedded with the potential barrier ΔE (in kcal/mol) and reaction heat ΔH (in kcal/mol) from the OH-initiated oxidation of benzene in the presence of NO_2. ΔH is calculated at 0 K.

Figure S5. Formation route of nitronaphthalene embedded with the potential barrier ΔE (in kcal/mol) and reaction heat ΔH (in kcal/mol) from the NO_3-initiated oxidation of nitronaphthalene in the presence of NO_2. ΔH is calculated at 0 K.

Figure S6. Formation route of nitrofluorene embedded with the potential barrier ΔE (in kcal/mol) and reaction heat ΔH (in kcal/mol) from the OH-initiated oxidation of fluorene in the presence of NO_2. ΔH is calculated at 0 K.

Figure S7. Formation route of nitrofluorene embedded with the potential barrier ΔE (in kcal/mol) and reaction heat ΔH (in kcal/mol) from the NO_3-initiated oxidation of fluorene in the presence of NO_2. ΔH is calculated at 0 K.

Figure S8. Formation route of nitrofluoranthene embedded with the potential barrier ΔE (in kcal/mol) and reaction heat ΔH (in kcal/mol) from the OH-initiated oxidation of fluoranthene in the presence of NO_2. ΔH is calculated at 0 K.

Figure S9. Formation route of nitrofluoranthene embedded with the potential barrier ΔE (in kcal/mol) and reaction heat ΔH (in kcal/mol) from the NO_3-initiated oxidation of fluoranthene in the presence of NO_2. ΔH is calculated at 0 K.

Figure S10. Formation route of nitrophenanthrene embedded with the potential barrier ΔE (in kcal/mol) and reaction heat ΔH (in kcal/mol) from the OH-initiated oxidation of phenanthrene in the presence of NO_2. ΔH is calculated at 0 K.

Figure S11. Formation route of nitrophenanthrene embedded with the potential barrier ΔE (in kcal/mol) and reaction heat ΔH (in kcal/mol) from the NO_3-initiated oxidation of phenanthrene in the presence of NO_2. ΔH is calculated at 0 K.

Figure S12. Formation route of nitroacenaphthene embedded with the potential barrier ΔE (in kcal/mol) and reaction heat ΔH (in kcal/mol) from the OH-initiated oxidation of acenaphthene in the presence of NO_2. ΔH is calculated at 0 K.

Figure S13. Formation route of nitroacenaphthene embedded with the potential barrier ΔE (in kcal/mol) and reaction heat ΔH (in kcal/mol) from the NO_3-initiated oxidation of acenaphthene in the presence of NO_2. ΔH is calculated at 0 K.

Figure S14. Formation route of nitroacenphthlyene embedded with the potential barrier ΔE (in kcal/mol) and reaction heat ΔH (in kcal/mol) from the OH-initiated oxidation of acenaphthlyene in the presence of NO_2. ΔH is calculated at 0 K.

Figure S15. Formation route of nitroacenphthlyene embedded with the potential barrier ΔE (in kcal/mol) and reaction heat ΔH (in kcal/mol) from the NO_3-initiated oxidation of acenaphthylene in the presence of NO_2. ΔH is calculated at 0 K.

Figure S16. Formation route of nitropyrene embedded with the potential barrier ΔE (in kcal/mol) and reaction heat ΔH (in kcal/mol) from the OH-initiated oxidation of pyrene in the presence of NO_2. ΔH is calculated at 0 K.

Figure S17. Formation route of nitropyrene embedded with the potential barrier ΔE (in kcal/mol) and reaction heat ΔH (in kcal/mol) from the NO_3-initiated oxidation of pyrene in the presence of NO_2. ΔH is calculated at 0 K.

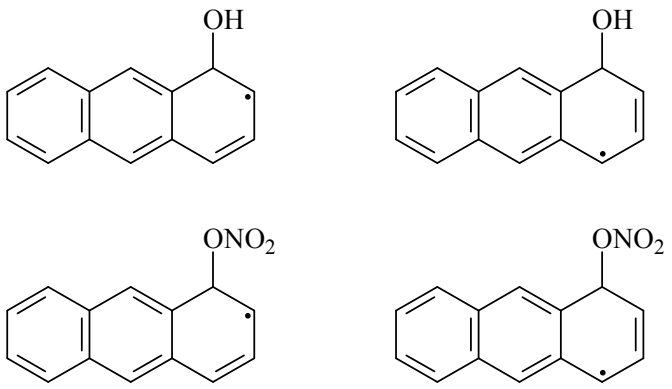

Figure S1. Resonance structures of the OH- and NO_3-anthracene adducts.

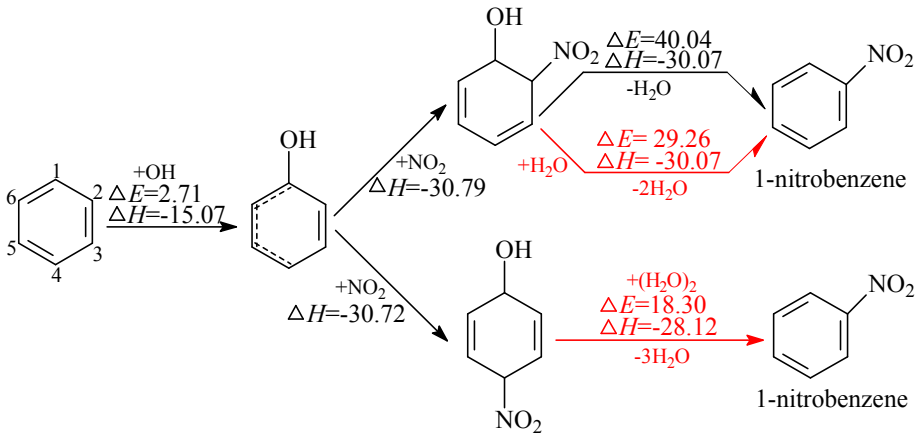

Figure S2. Formation route of nitrobenzene embedded with the potential barrier ΔE (in kcal/mol) and reaction heat ΔH (in kcal/mol) from the OH-initiated oxidation of benzene in the presence of NO_2. ΔH is calculated at 0 K.

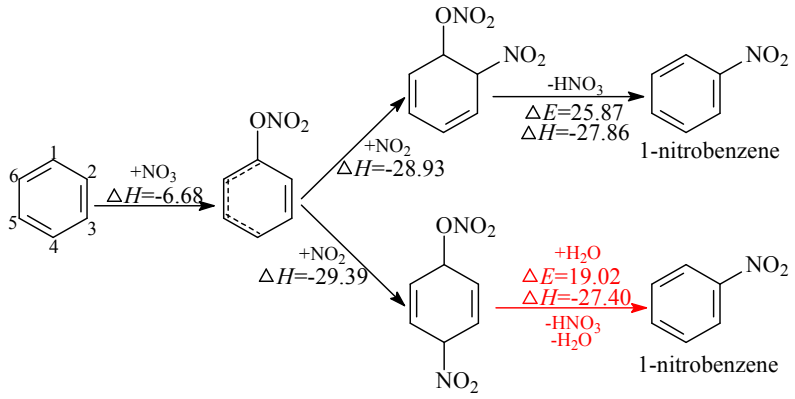

Figure S3. Formation route of nitrobenzene embedded with the potential barrier ΔE (in kcal/mol) and reaction heat ΔH (in kcal/mol) from the NO_3-initiated oxidation of benzene in the presence of NO_2. ΔH is calculated at 0 K.

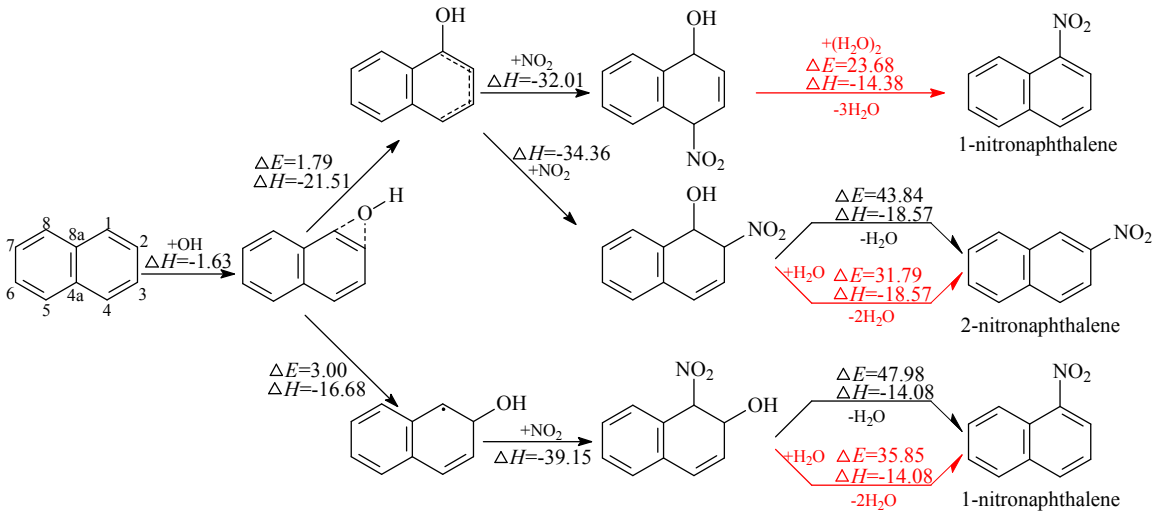

Figure S4. Formation route of nitronaphthalene embedded with the potential barrier ΔE (in kcal/mol) and reaction heat ΔH (in kcal/mol) from the OH-initiated oxidation of benzene in the presence of NO_2. ΔH is calculated at 0 K.

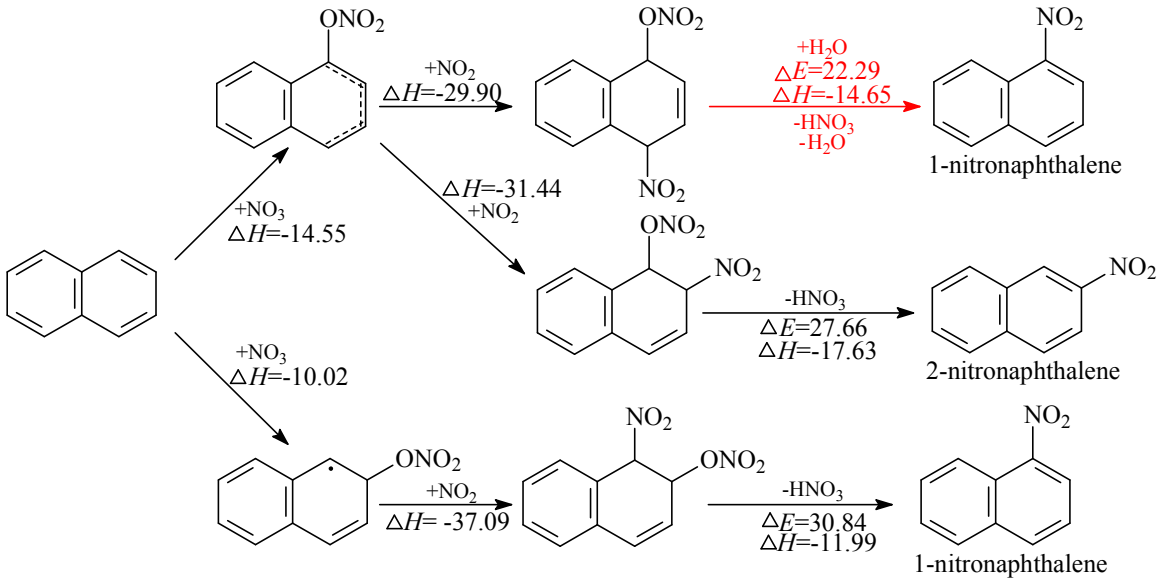

Figure S5. Formation route of nitronaphthalene embedded with the potential barrier ΔE (in kcal/mol) and reaction heat ΔH (in kcal/mol) from the NO_3-initiated oxidation of nitronaphthalene in the presence of NO_2. ΔH is calculated at 0 K.

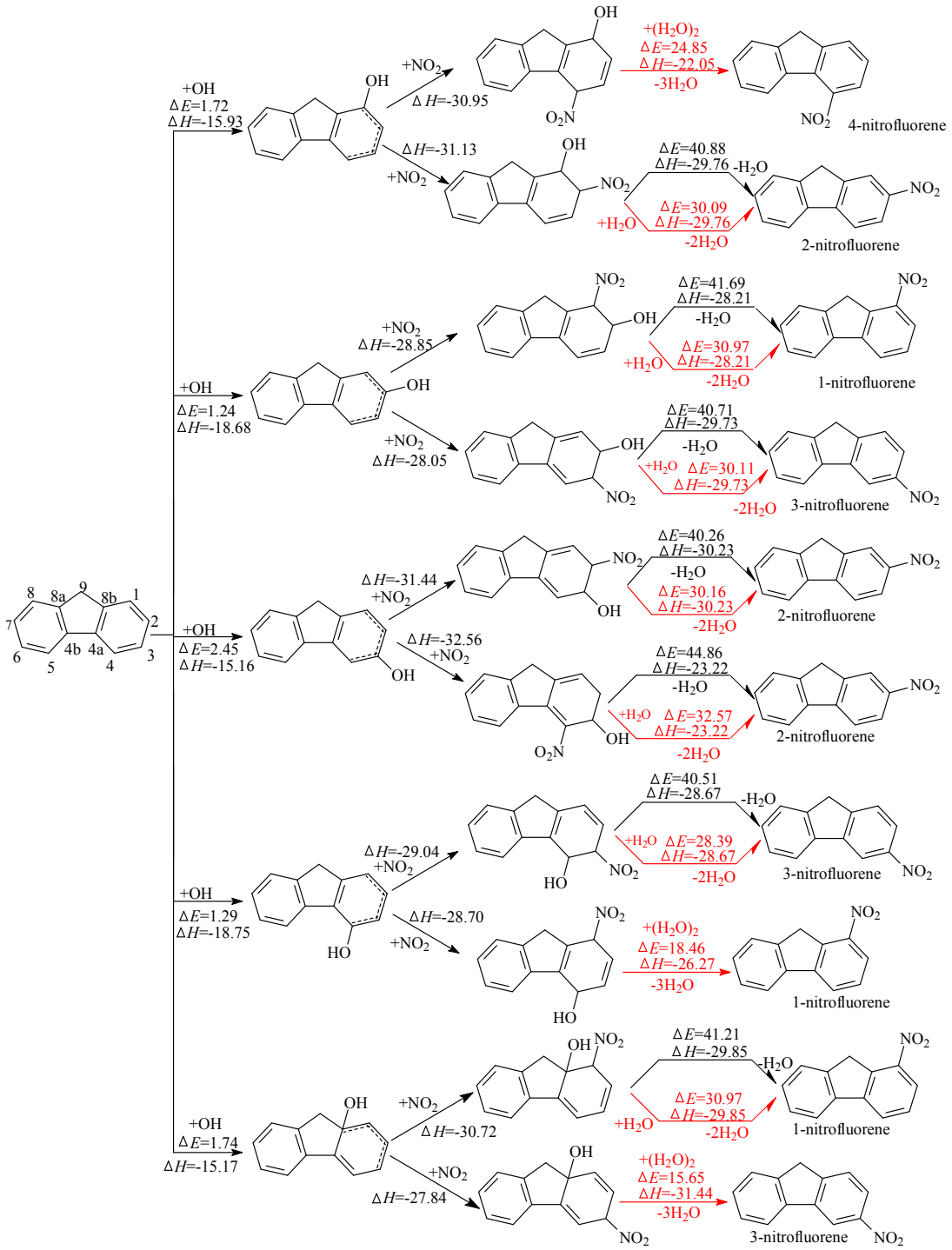

Figure S6. Formation route of nitrofluorene embedded with the potential barrier ΔE (in kcal/mol) and reaction heat ΔH (in kcal/mol) from the OH-initiated oxidation of fluorene in the presence of NO_2. ΔH is calculated at 0 K.

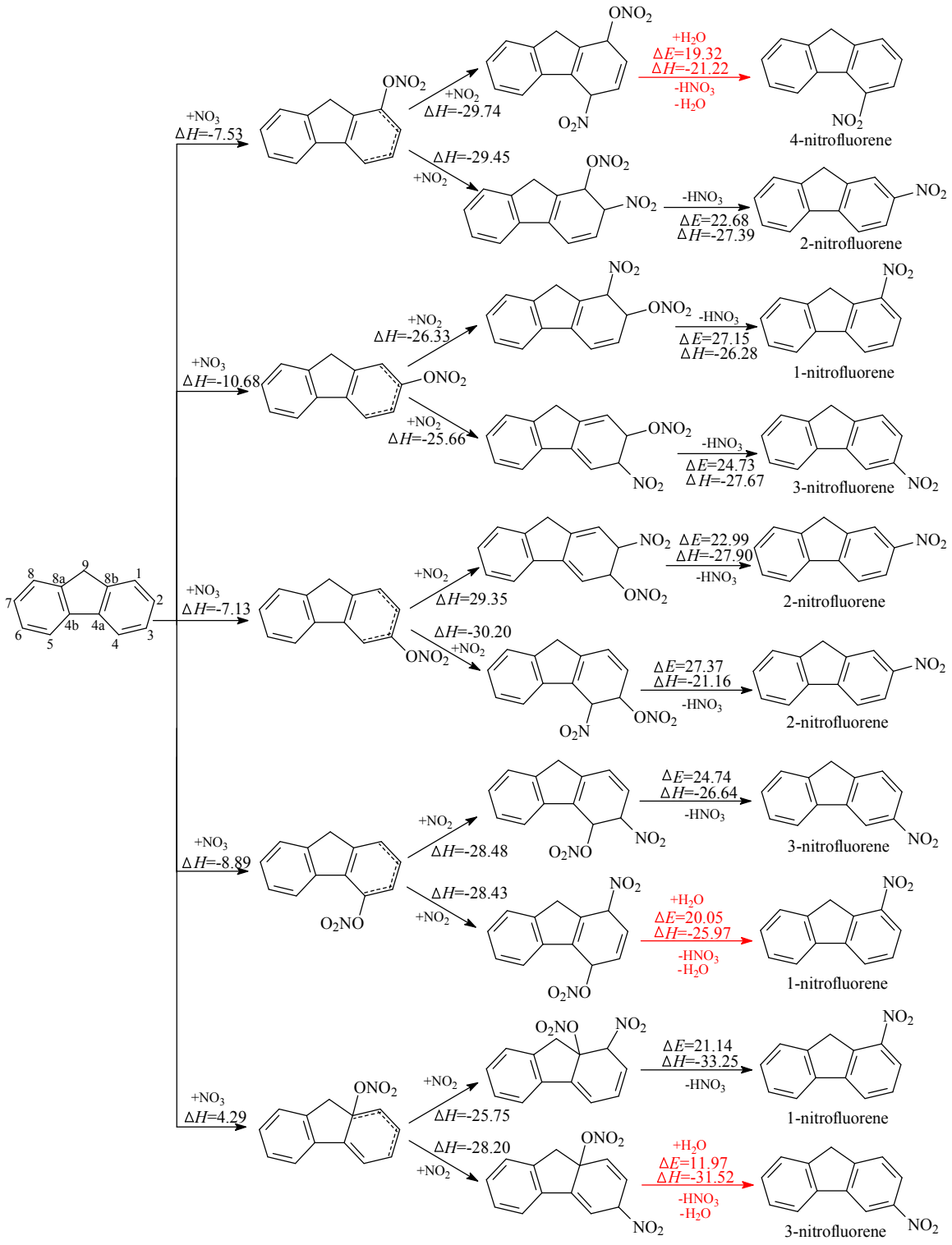

Figure S7. Formation route of nitrofluorene embedded with the potential barrier ΔE (in kcal/mol) and reaction heat ΔH (in kcal/mol) from the NO_3-initiated oxidation of fluorene in the presence of NO_2. ΔH is calculated at 0 K.

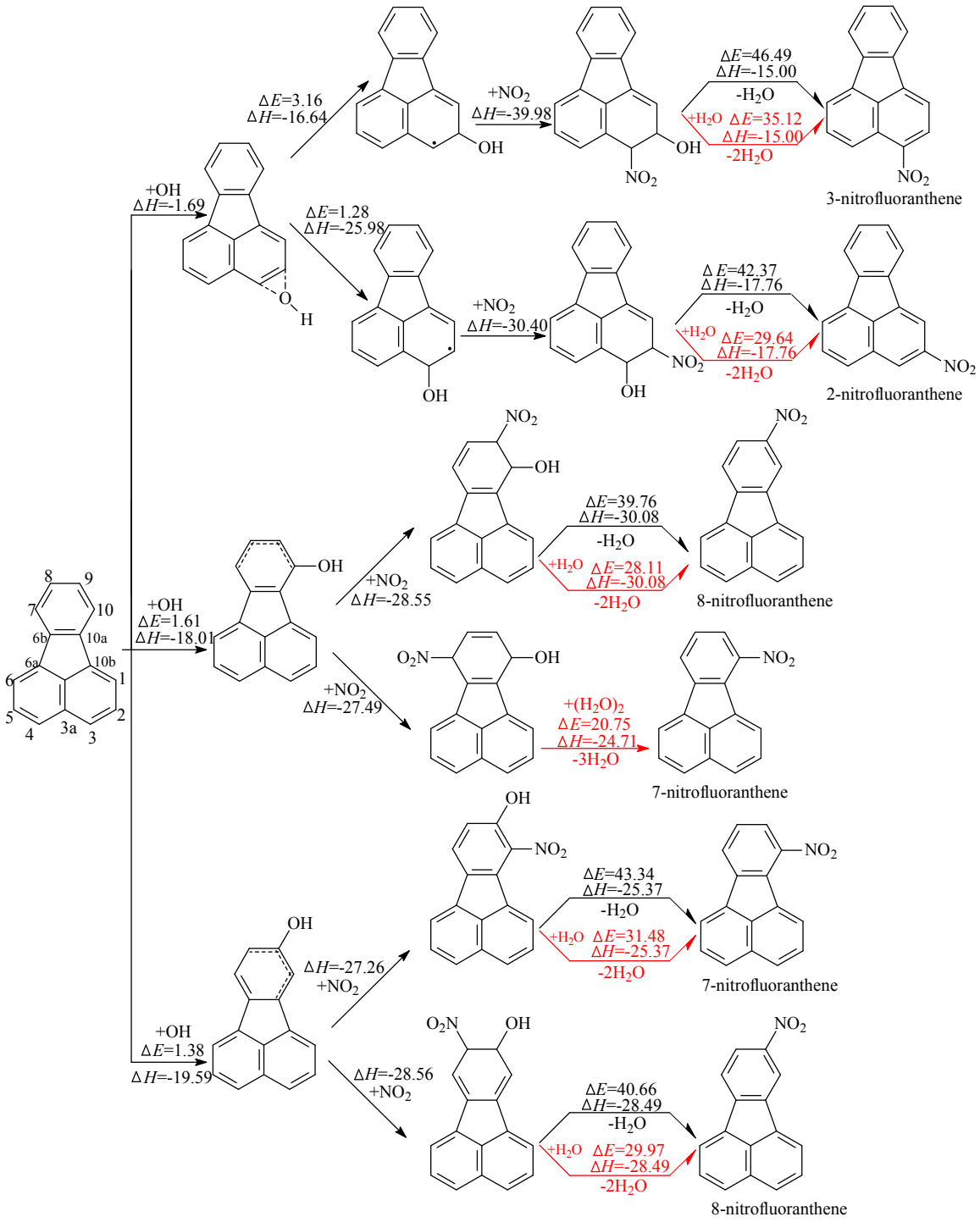

Figure S8. Formation route of nitrofluoranthene embedded with the potential barrier ΔE (in kcal/mol) and reaction heat ΔH (in kcal/mol) from the OH-initiated oxidation of fluoranthene in the presence of NO_2. ΔH is calculated at 0 K.

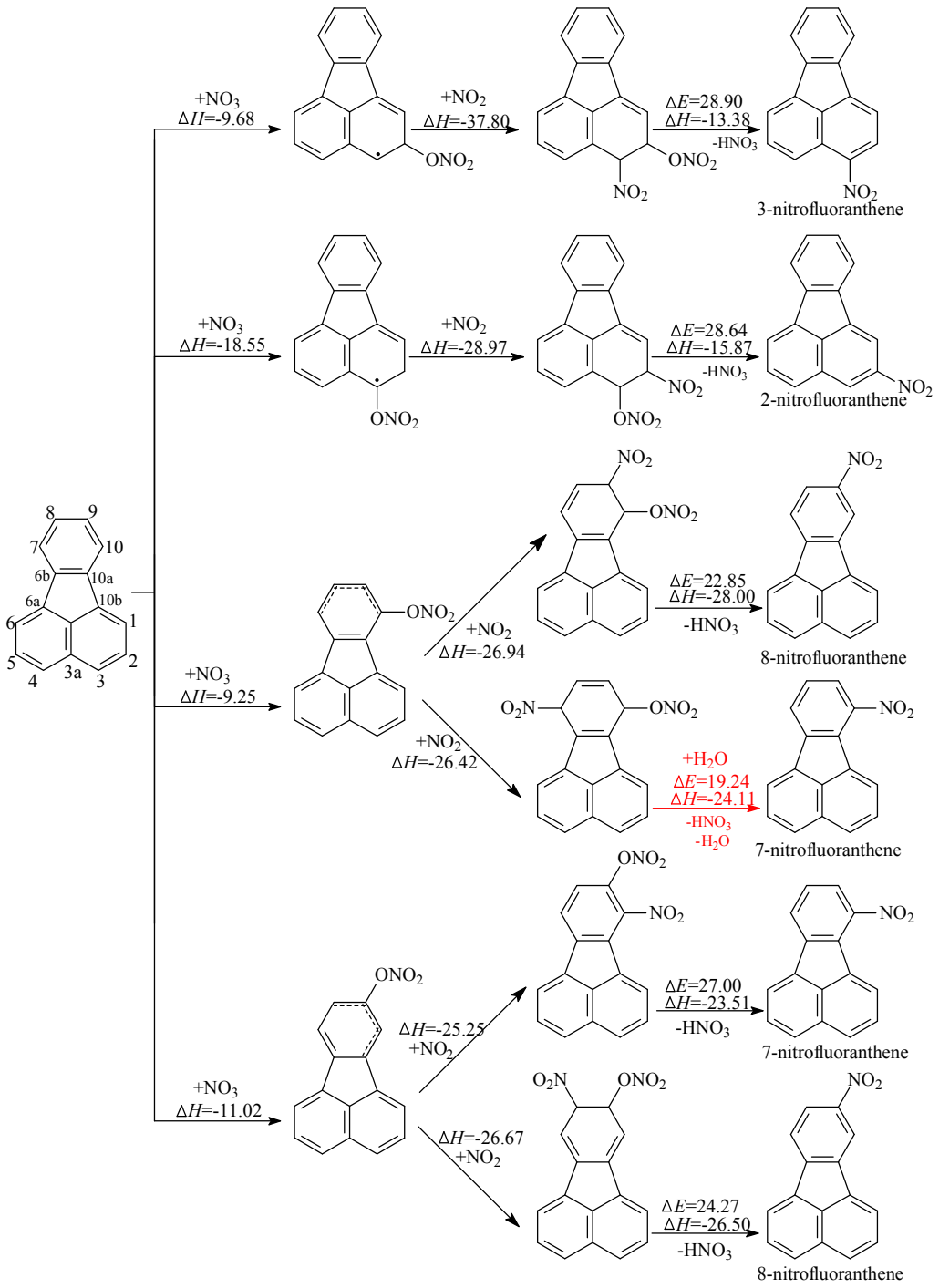

Figure S9. Formation route of nitrofluoranthene embedded with the potential barrier ΔE (in kcal/mol) and reaction heat ΔH (in kcal/mol) from the NO_3-initiated oxidation of fluoranthene in the presence of NO_2. ΔH is calculated at 0 K.

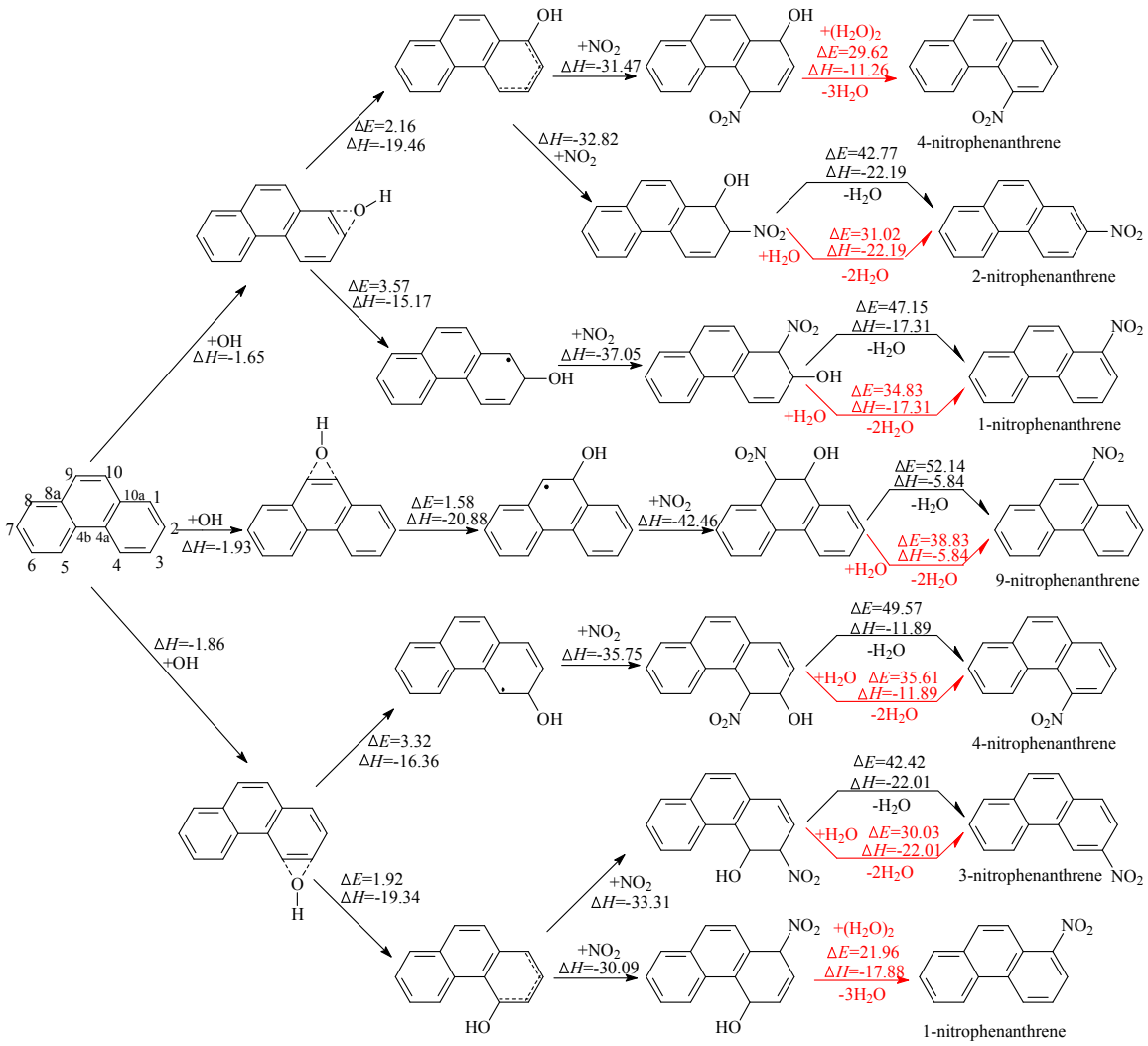

Figure S10. Formation route of nitrophenanthrene embedded with the potential barrier ΔE (in kcal/mol) and reaction heat ΔH (in kcal/mol) from the OH-initiated oxidation of phenanthrene in the presence of NO_2. ΔH is calculated at 0 K.

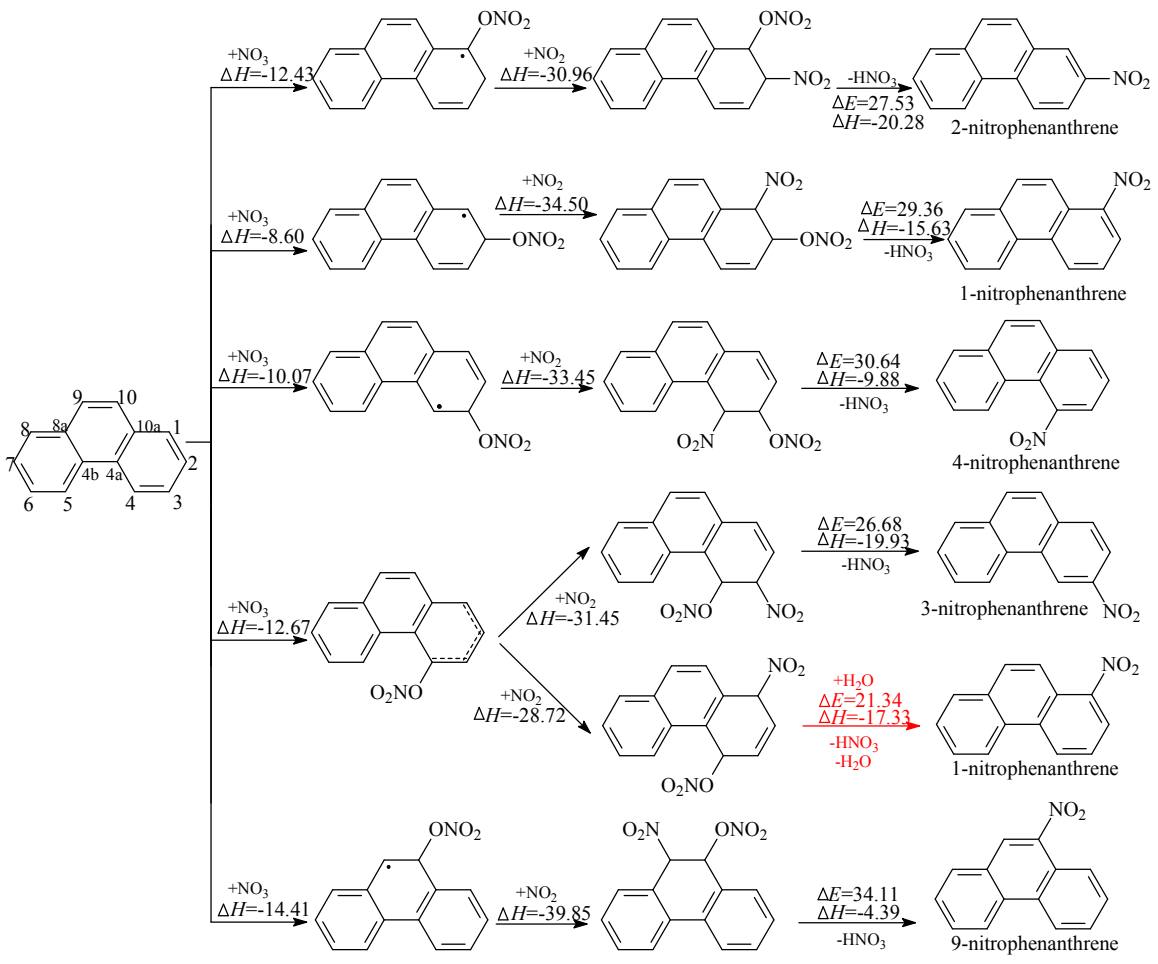

Figure S11. Formation route of nitrophenanthrene embedded with the potential barrier ΔE (in kcal/mol) and reaction heat ΔH (in kcal/mol) from the NO_3-initiated oxidation of phenanthrene in the presence of NO_2. ΔH is calculated at 0 K.

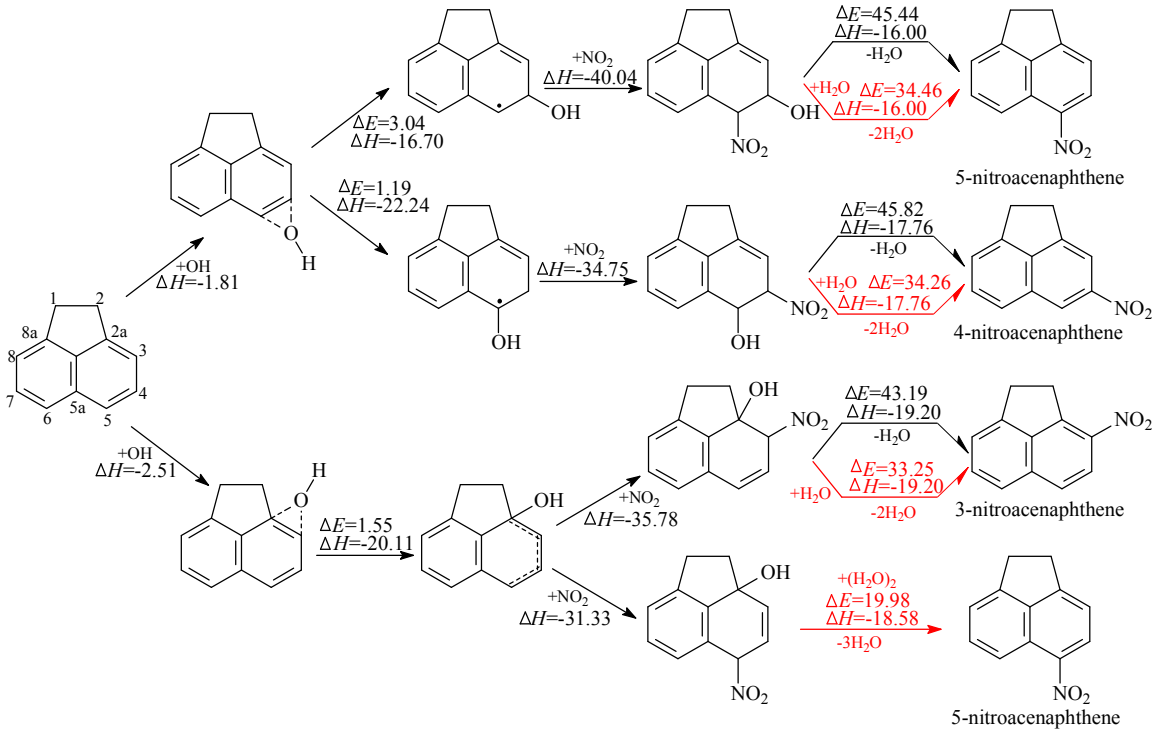

Figure S12. Formation route of nitroacenaphthene embedded with the potential barrier ΔE (in kcal/mol) and reaction heat ΔH (in kcal/mol) from the OH-initiated oxidation of acenaphthene in the presence of NO_2. ΔH is calculated at 0 K.

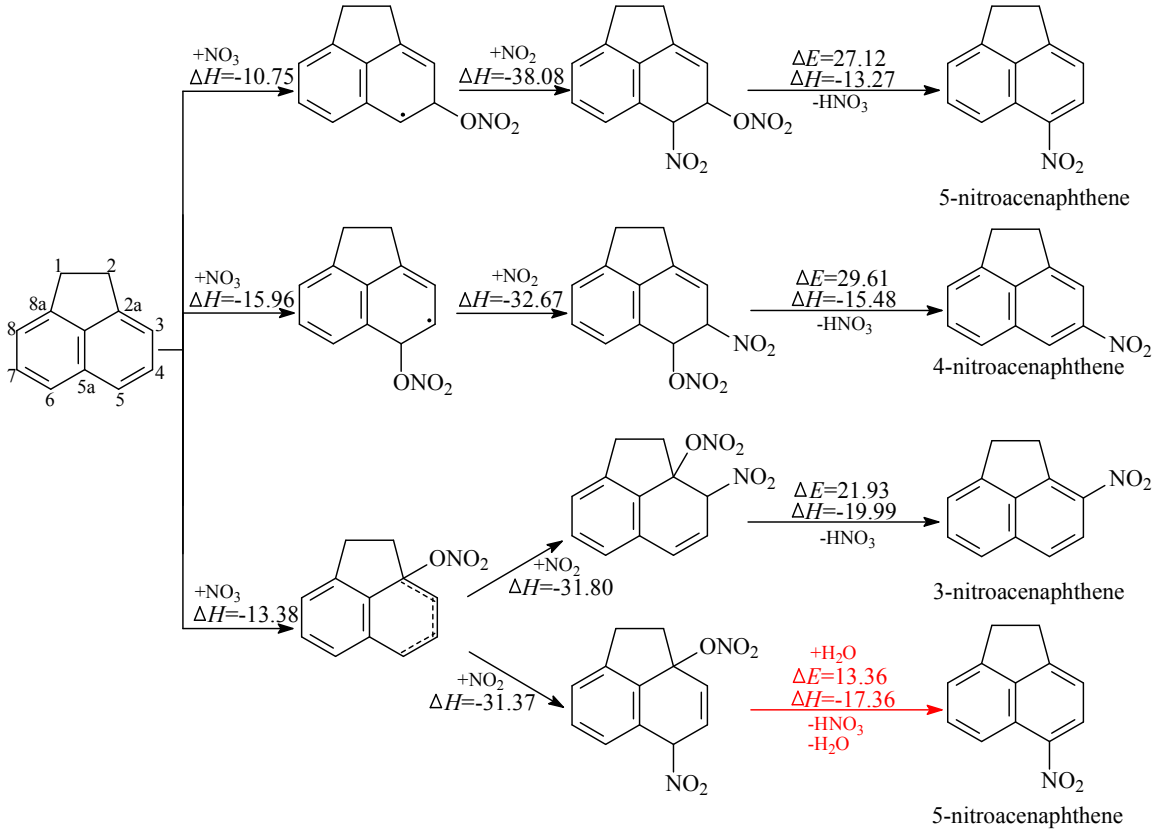

Figure S13. Formation route of nitroacenaphthene embedded with the potential barrier ΔE (in kcal/mol) and reaction heat ΔH (in kcal/mol) from the NO_3-initiated oxidation of acenaphthene in the presence of NO_2. ΔH is calculated at 0 K.

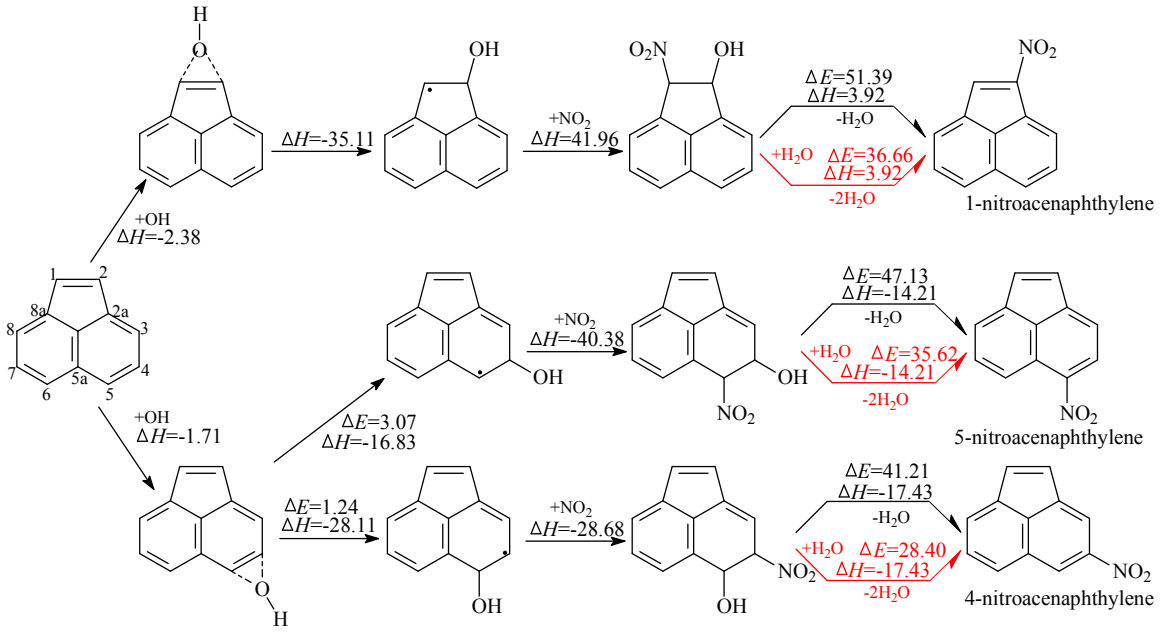

Figure S14. Formation route of nitroacenphthlyene embedded with the potential barrier ΔE (in kcal/mol) and reaction heat ΔH (in kcal/mol) from the OH-initiated oxidation of acenaphthlyene in the presence of NO_2. ΔH is calculated at 0 K.

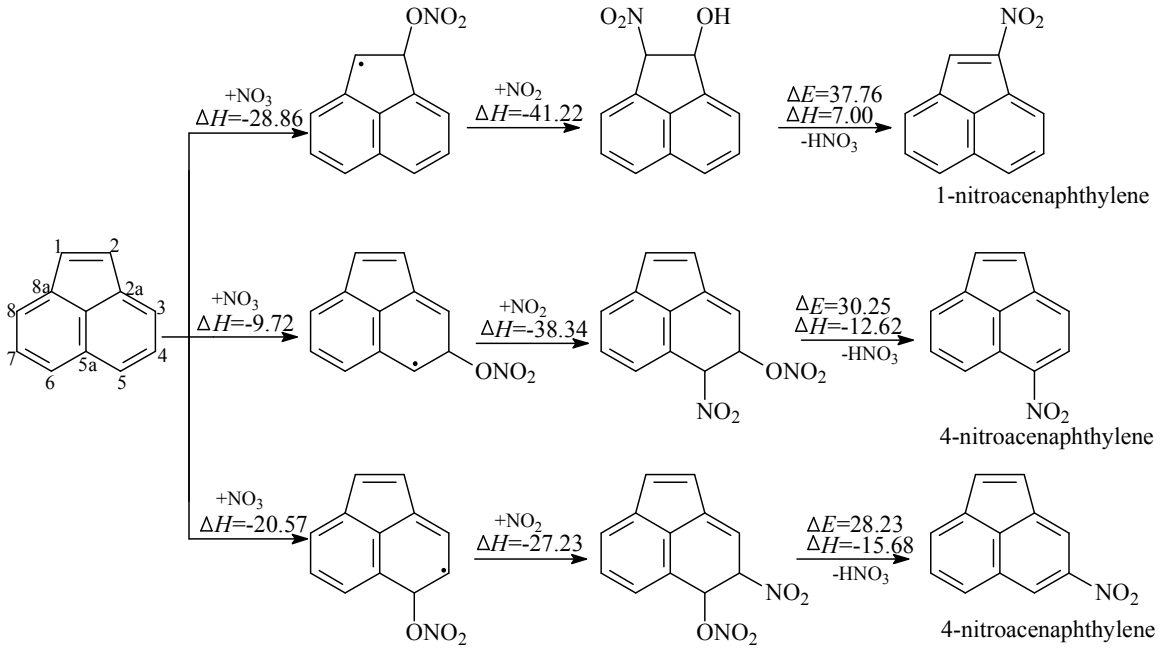

Figure S15. Formation route of nitroacenphthlyene embedded with the potential barrier ΔE (in kcal/mol) and reaction heat ΔH (in kcal/mol) from the NO_3-initiated oxidation of acenaphthylene in the presence of NO_2. ΔH is calculated at 0 K.

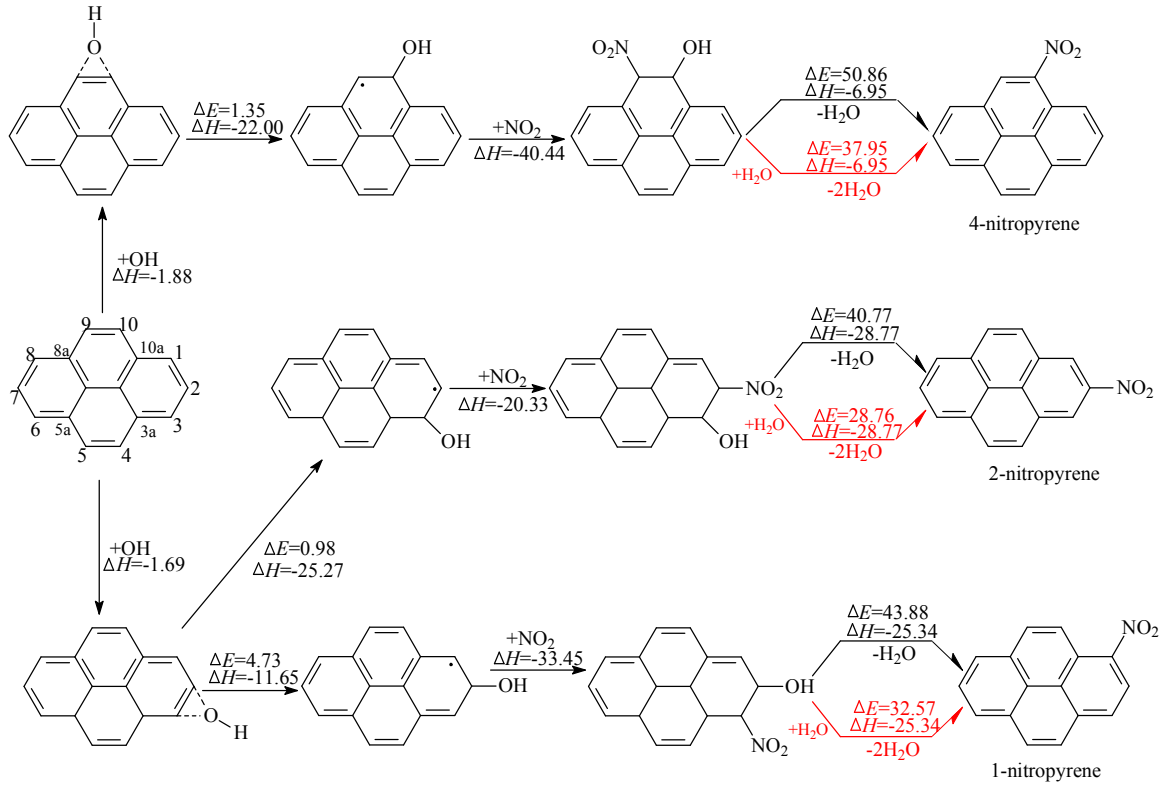

Figure S16. Formation route of nitropyrene embedded with the potential barrier Δ*E* (in kcal/mol) and reaction heat Δ*H* (in kcal/mol) from the OH-initiated oxidation of pyrene in the presence of NO_2. Δ*H* is calculated at 0 K.

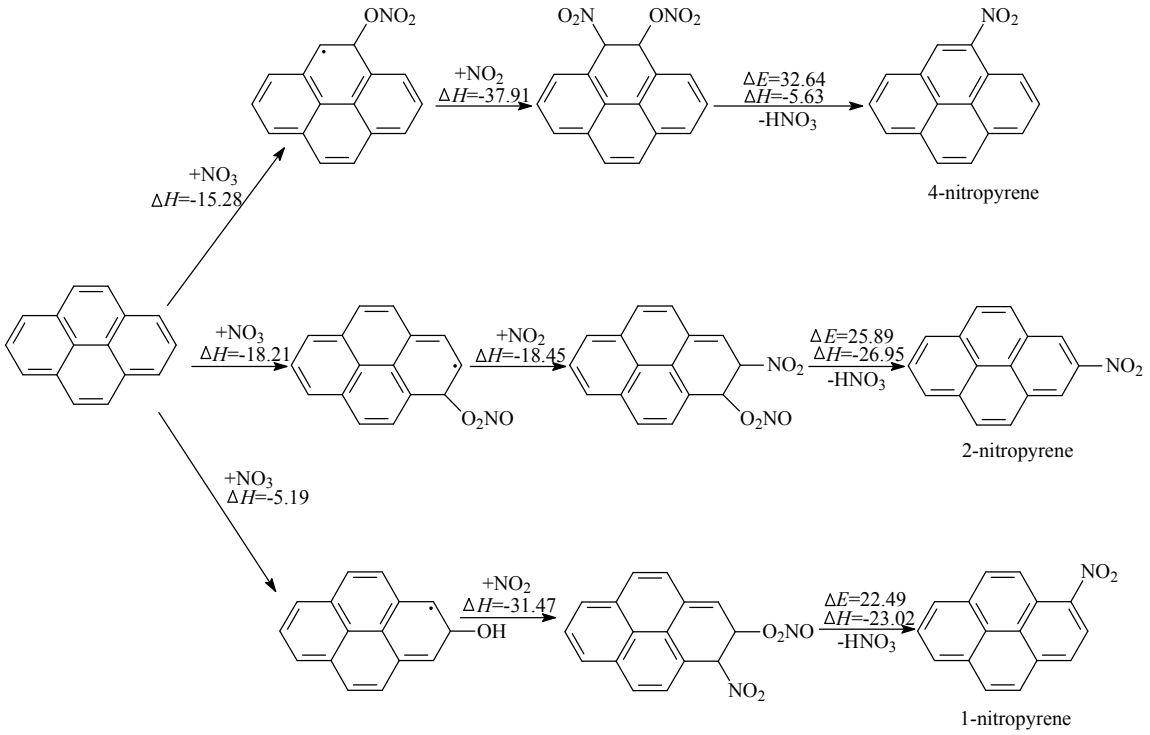

Figure S17. Formation route of nitropyrene embedded with the potential barrier ΔE (in kcal/mol) and reaction heat ΔH (in kcal/mol) from the NO_3-initiated oxidation of pyrene in the presence of NO_2. ΔH is calculated at 0 K.