

Supporting information

Thioflavin T as an Efficient G-quadruplex Inducer for highly sensitive detection of thrombin using a new FRET system

Xingfen Liu,^{*,†,▽} Xiaoxiao Hua,^{†,▽} Quli Fan,[†] Jie Chao,[†] Shao Su,[†] Yanqin Huang,[†] Lianhui Wang,[†] Wei Huang^{*,†,‡}

[†] Key Laboratory for Organic Electronics & Information Displays and Institute of Advanced Materials, Jiangsu National Synergetic Innovation Center for Advanced Materials, Nanjing University of Posts and Telecommunications, Nanjing 210023, China

[‡] Key Laboratory of Flexible Electronics & Institute of Advanced Materials, Jiangsu National Synergetic Innovation Center for Advanced Materials, Nanjing Tech University (Nanjing Tech), Nanjing 211816, China

*E-mail: iamxfliu@njupt.edu.cn; wei-huang@njtech.edu.cn.

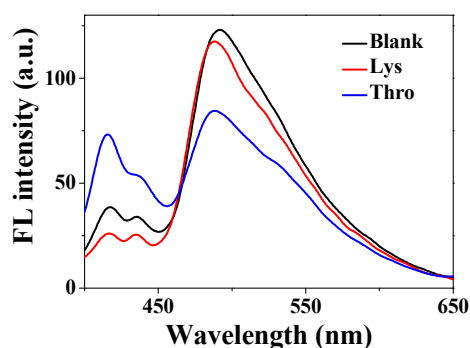


Figure S1. Fluorescence spectra of thrombin and lysozyme detection based on the FRET between ThNI and ThT.

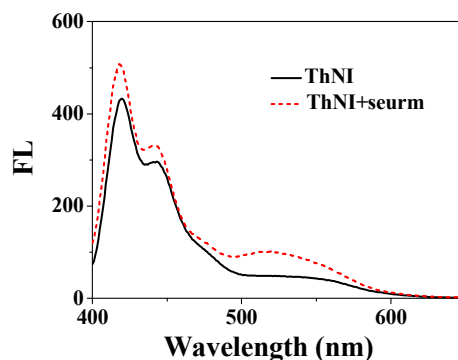


Figure S2. Fluorescence response of ThNI to 10-fold diluted serum.

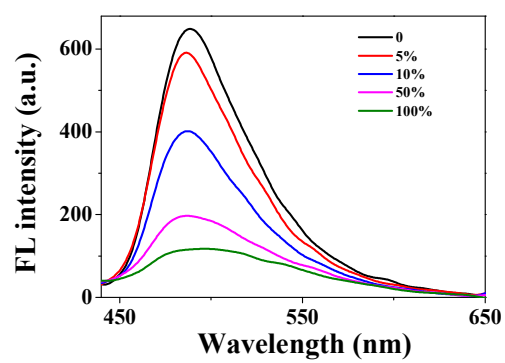


Figure S3. Fluorescence response of ThT to the serum at different concentrations.