

**Supporting Information for publication**

**Synthesis of 5,6- and 7-membered 1,3- and 1,4-heterocyclic compounds *via* intramolecular hydroalkoxylation/hydrothioalkoxylation of alkenols/thioalkenols**

Manash J. Deka, Kiran Indukuri, Sabera Sultana, Madhurjya Borah and Anil K. Saikia\*

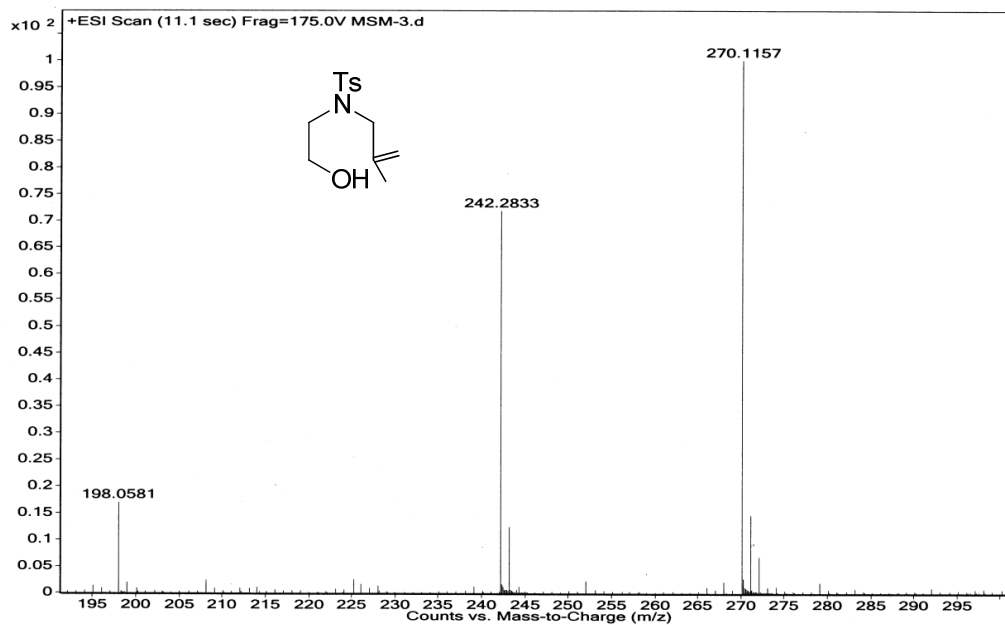
Department of Chemistry, Indian Institute of Technology Guwahati, Guwahati-781039, India

**Contents:**

<b>1. HRMS Spectra of all compounds</b>	<b>S2-S23</b>
---	---------------

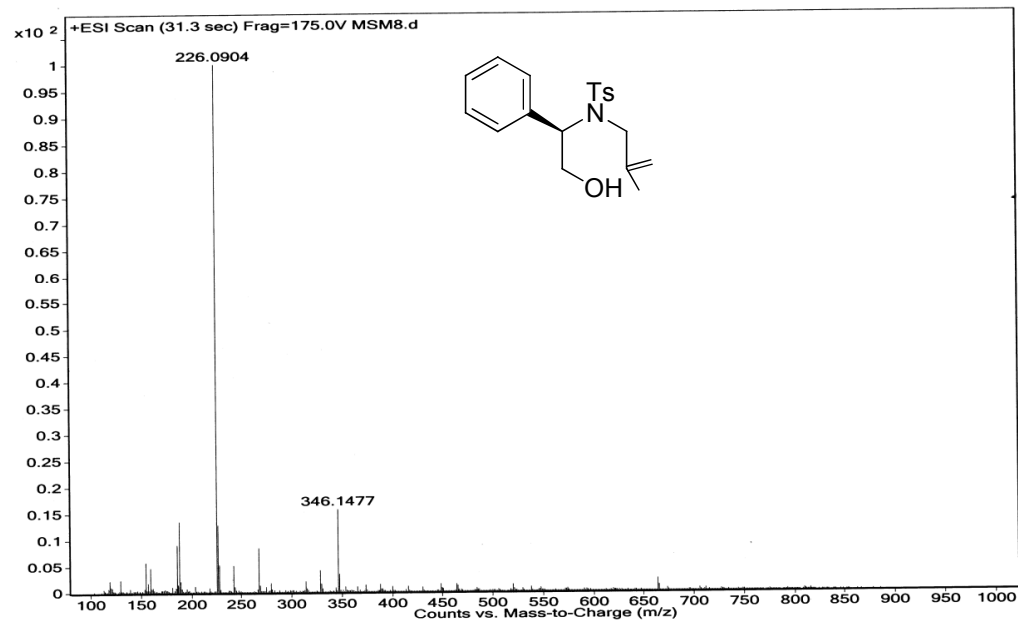
## HRMS Spectra of **5a**

Sample Name	Position	Instrument Name	User Name
Inj Vol	InjPosition	SampleType	IRM Calibration Status
Data Filename	ACQ Method	Comment	Acquired Time



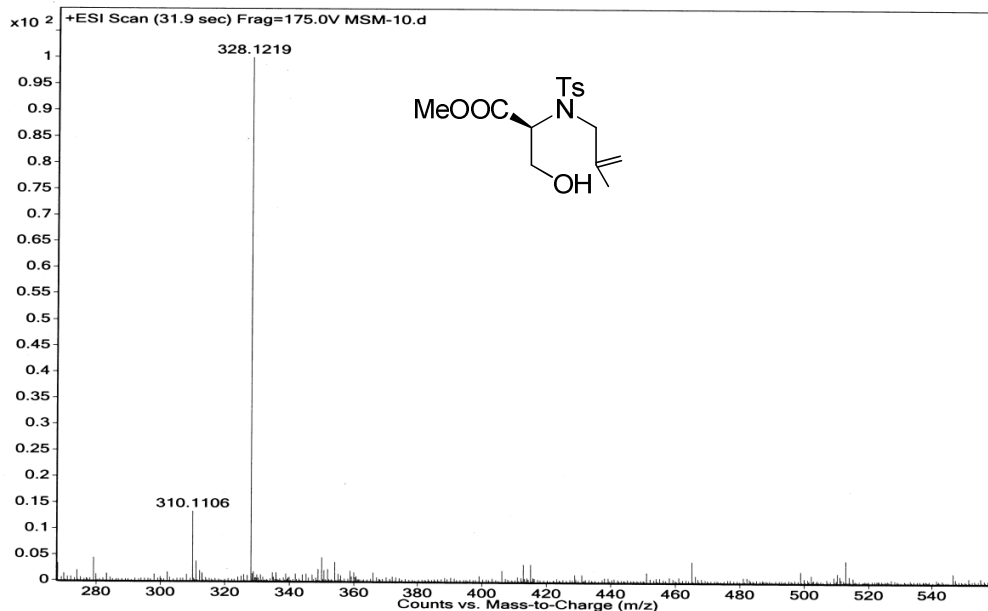
## HRMS Spectra of **5b**

Sample Name	Position	Instrument Name	User Name
Inj Vol	InjPosition	SampleType	IRM Calibration Status
Data Filename	ACQ Method	Comment	Acquired Time



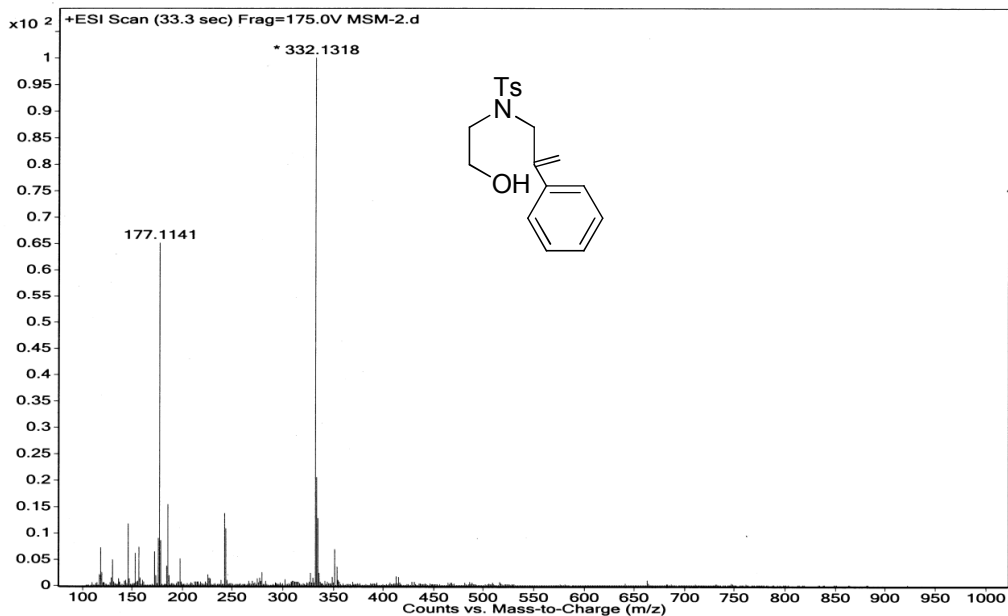
## HRMS Spectra of **5c**

Sample Name	Position	Instrument Name	User Name
Inj Vol	InjPosition	SampleType	IRM Calibration Status
Data Filename	ACQ Method	Comment	Acquired Time



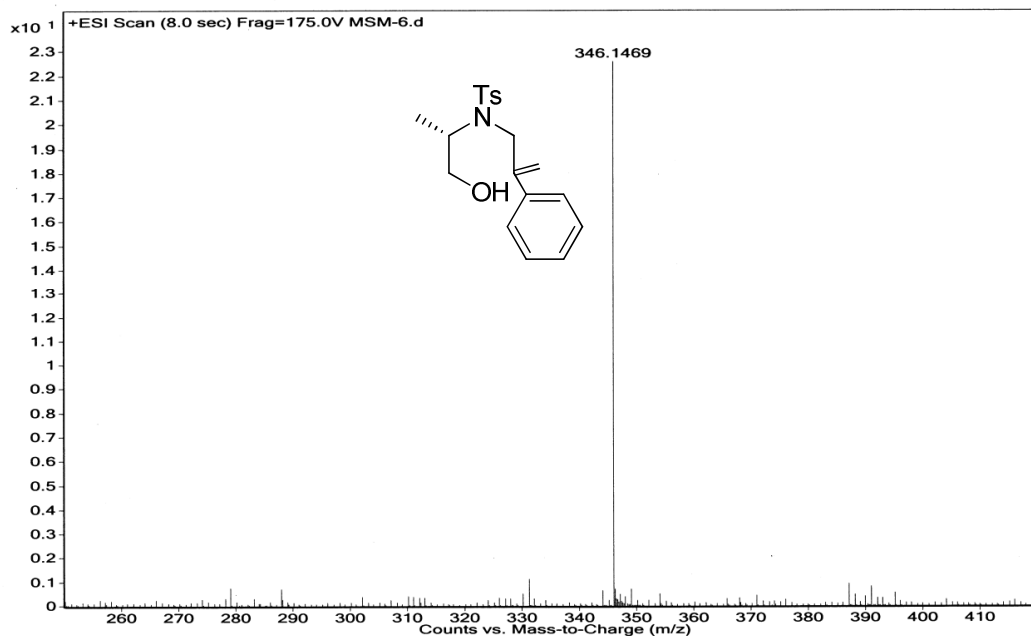
## HRMS Spectra of **5d**

Sample Name	Position	Instrument Name	User Name
Inj Vol	InjPosition	SampleType	IRM Calibration Status
Data Filename	ACQ Method	Comment	Acquired Time



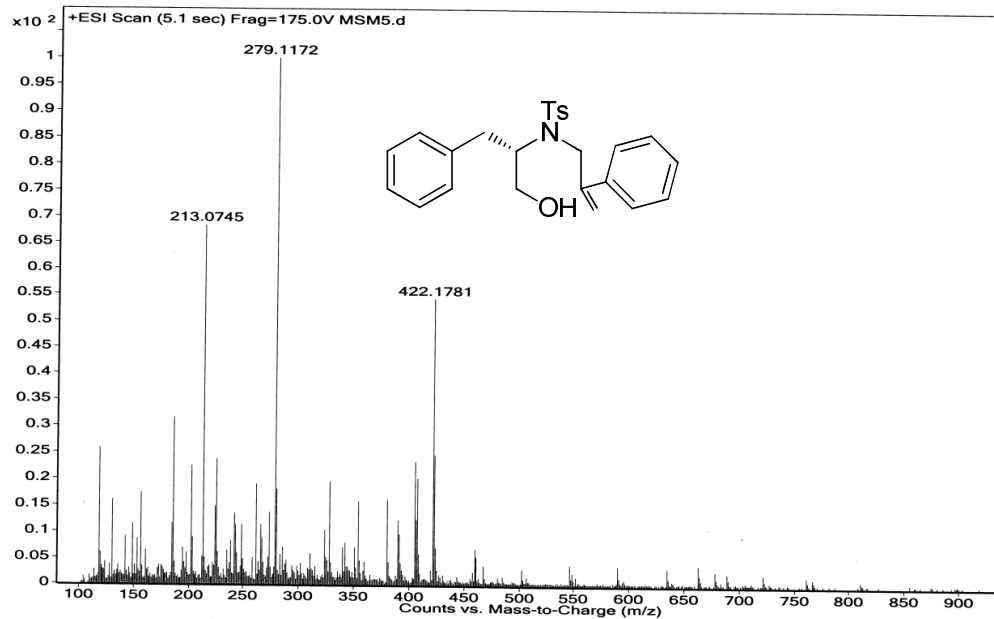
## HRMS Spectra of **5e**

Sample Name	Position	Instrument Name	User Name
Inj Vol	InjPosition	SampleType	IRM Calibration Status
Data Filename	ACQ Method	Comment	Acquired Time

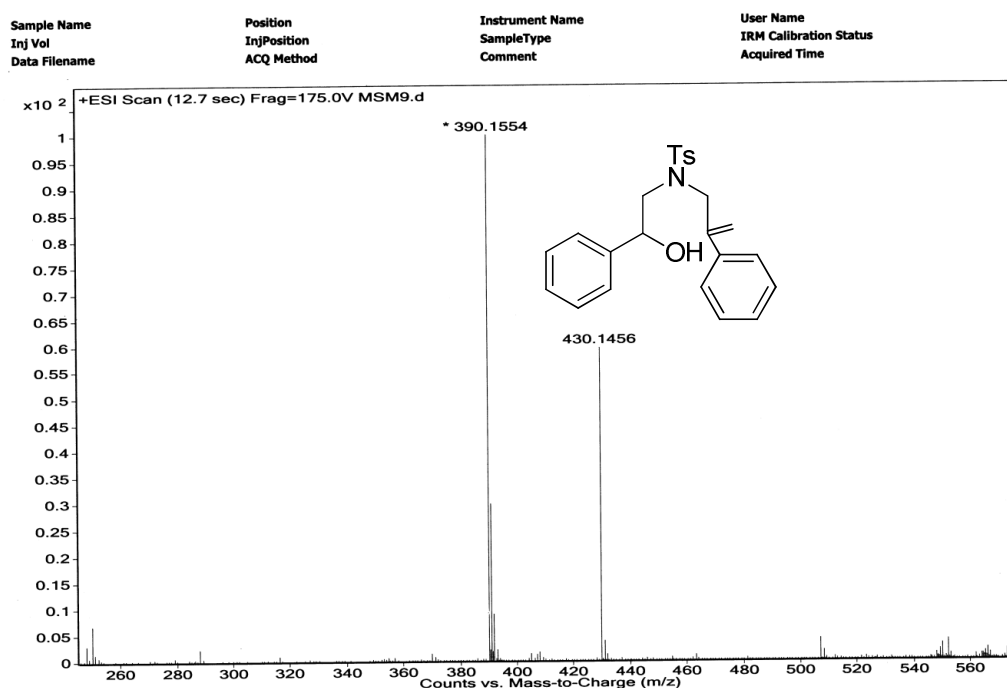


## HRMS Spectra of **5f**

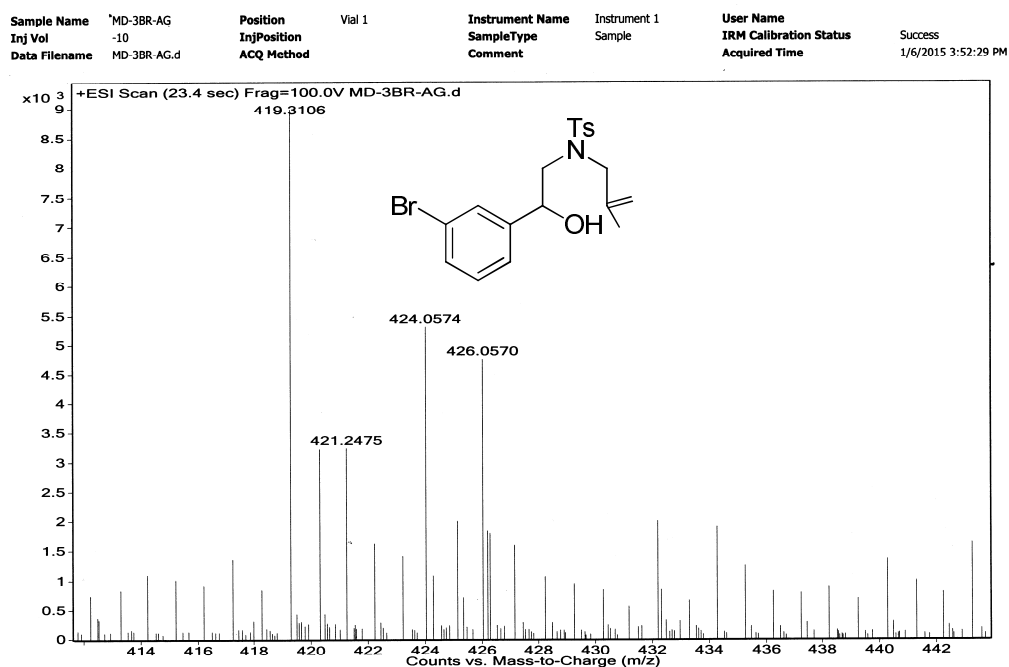
Sample Name	Position	Instrument Name	User Name
Inj Vol	InjPosition	SampleType	IRM Calibration Status
Data Filename	ACQ Method	Comment	Acquired Time



## HRMS Spectra of **5g**

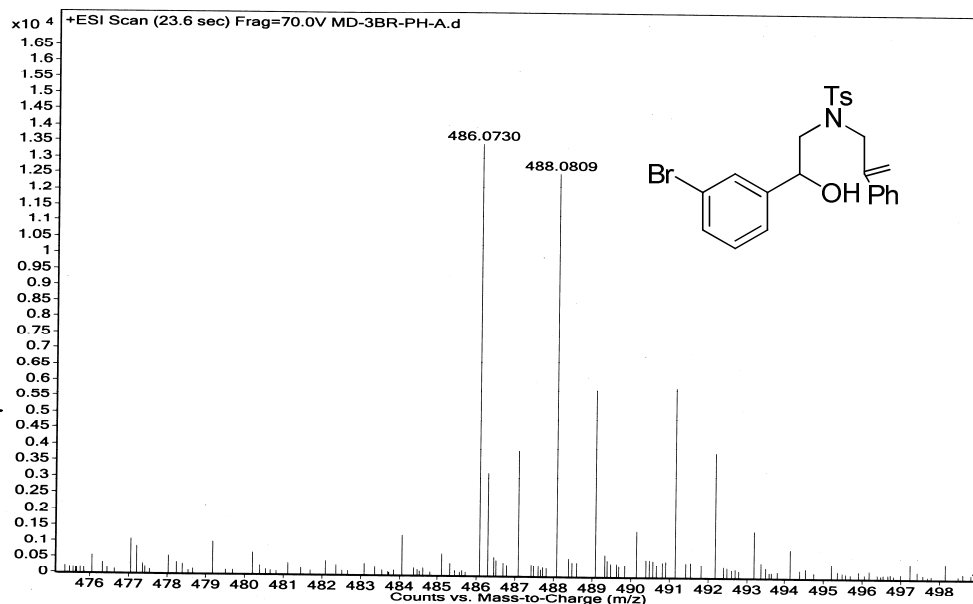


## HRMS Spectra of **5h**



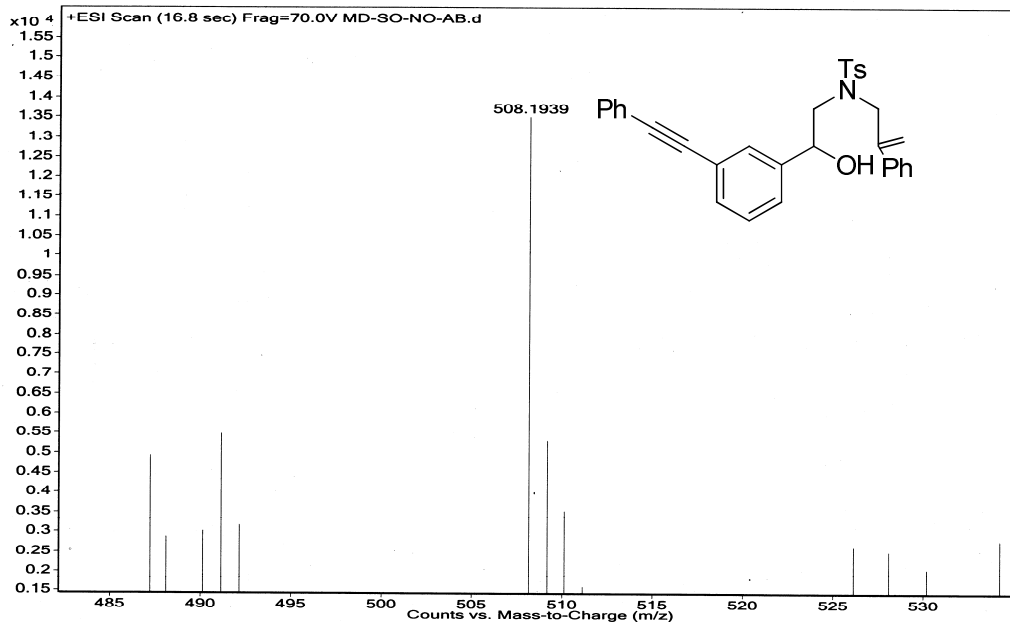
## HRMS Spectra of **5i**

<b>Sample Name</b>	MD-3BR-PH-A	<b>Position</b>	Vial 1	<b>Instrument Name</b>	Instrument 1	<b>User Name</b>	
<b>Inj Vol</b>	-10	<b>InjPosition</b>		<b>SampleType</b>	Sample	<b>IRM Calibration Status</b>	Success
<b>Data Filename</b>	MD-3BR-PH-A.d	<b>ACQ Method</b>		<b>Comment</b>		<b>Acquired Time</b>	1/7/2015 2:53:12 PM



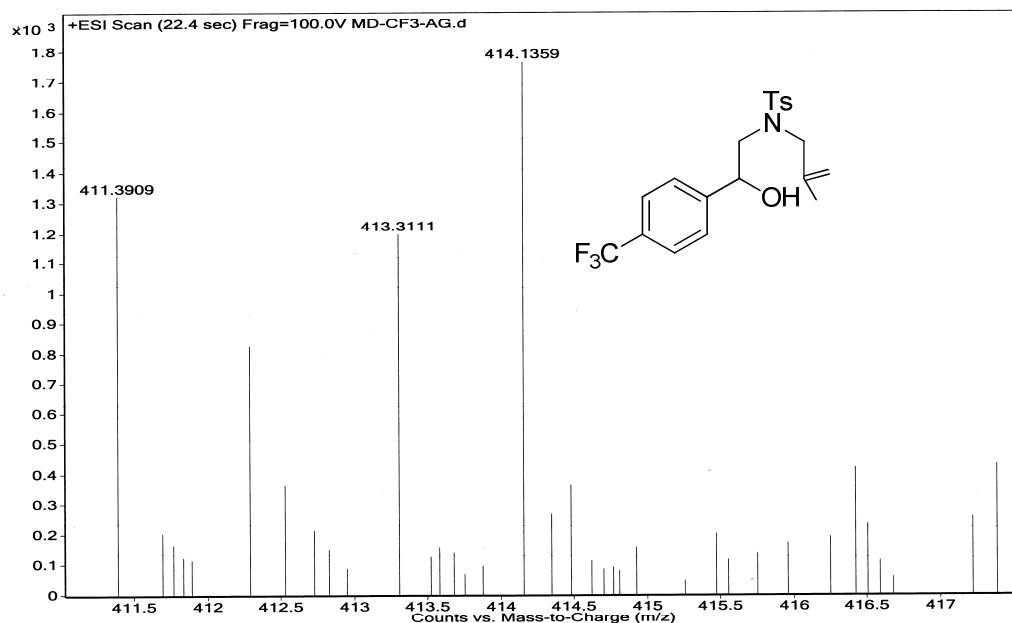
## HRMS Spectra of **5j**

<b>Sample Name</b>	MD-SO-NO-AB	<b>Position</b>	Vial 1	<b>Instrument Name</b>	Instrument 1	<b>User Name</b>	
<b>Inj Vol</b>	-10	<b>InjPosition</b>		<b>SampleType</b>	Sample	<b>IRM Calibration Status</b>	Success
<b>Data Filename</b>	MD-SO-NO-AB.d	<b>ACQ Method</b>		<b>Comment</b>		<b>Acquired Time</b>	1/7/2015 2:51:13 PM



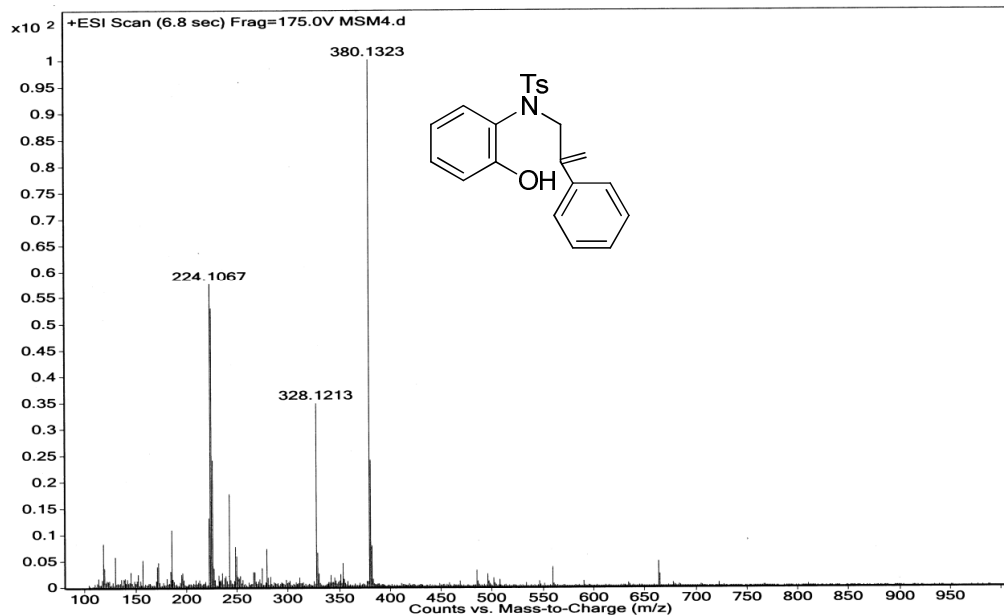
## HRMS Spectra of 5k

Sample Name	MD-CF3-AG	Position	Vial 1	Instrument Name	Instrument 1	User Name	
Inj Vol	-10	InjPosition		SampleType	Sample	IRM Calibration Status	Success
Data Filename	MD-CF3-AG.d	ACQ Method		Comment		Acquired Time	1/6/2015 3:56:58 PM



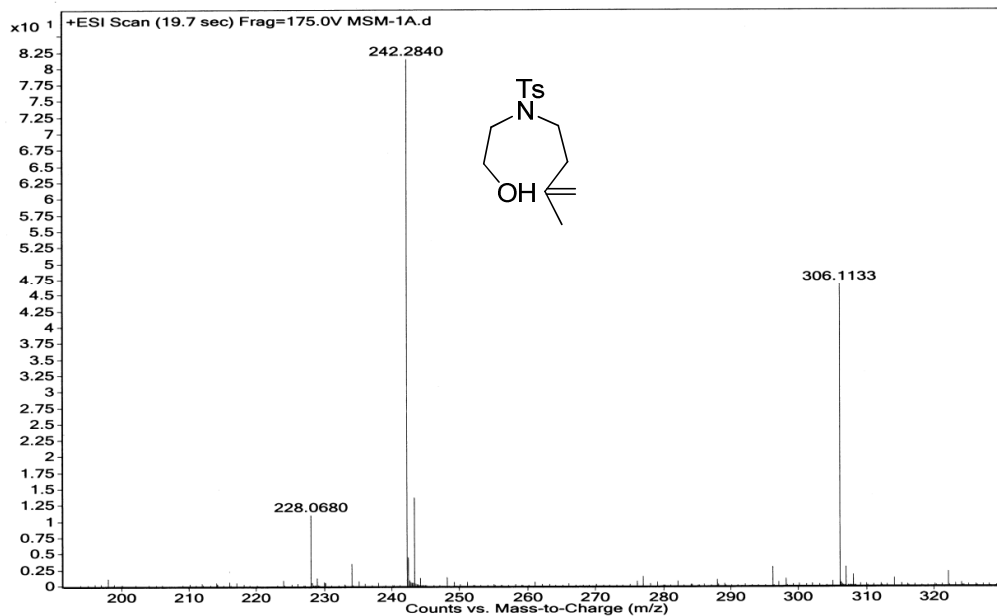
## HRMS Spectra of 5m

Sample Name		Position		Instrument Name		User Name	
Inj Vol		InjPosition		SampleType		IRM Calibration Status	
Data Filename		ACQ Method		Comment		Acquired Time	



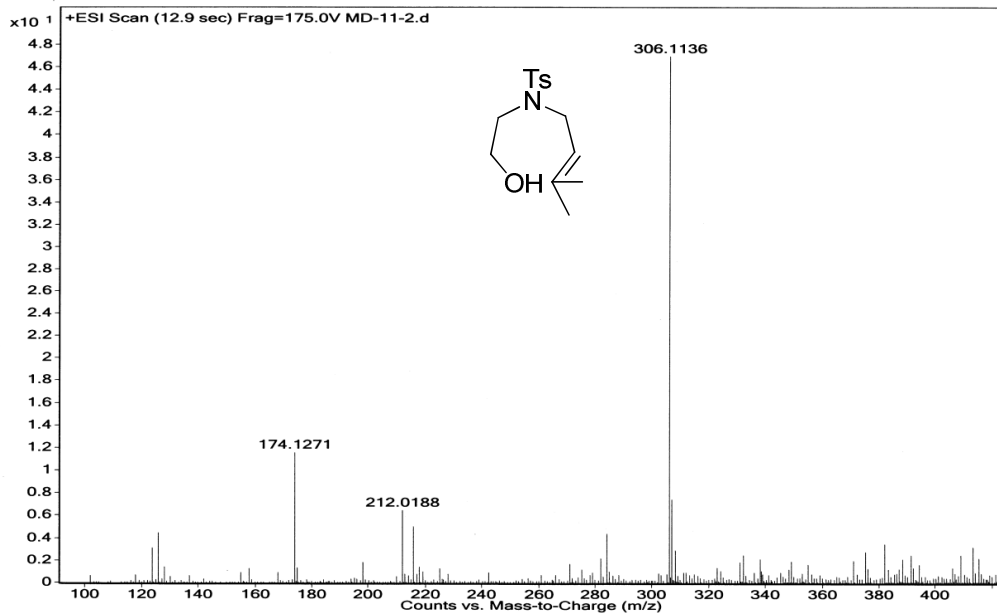
## HRMS Spectra of **5n**

<b>Sample Name</b>	<b>Position</b>	<b>Instrument Name</b>	<b>User Name</b>
<b>Inj Vol</b>	<b>InjPosition</b>	<b>SampleType</b>	<b>IRM Calibration Status</b>
<b>Data Filename</b>	<b>ACQ Method</b>	<b>Comment</b>	<b>Acquired Time</b>



## HRMS Spectra of **5o**

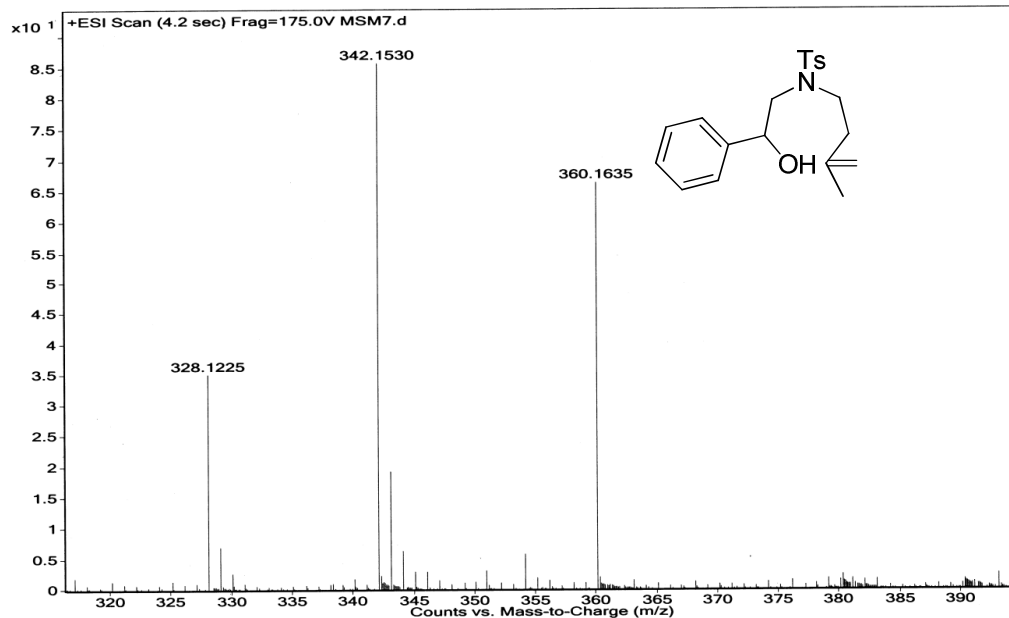
<b>Sample Name</b>	<b>Position</b>	<b>Instrument Name</b>	<b>User Name</b>
<b>Inj Vol</b>	<b>InjPosition</b>	<b>SampleType</b>	<b>IRM Calibration Status</b>
<b>Data Filename</b>	<b>ACQ Method</b>	<b>Comment</b>	<b>Acquired Time</b>





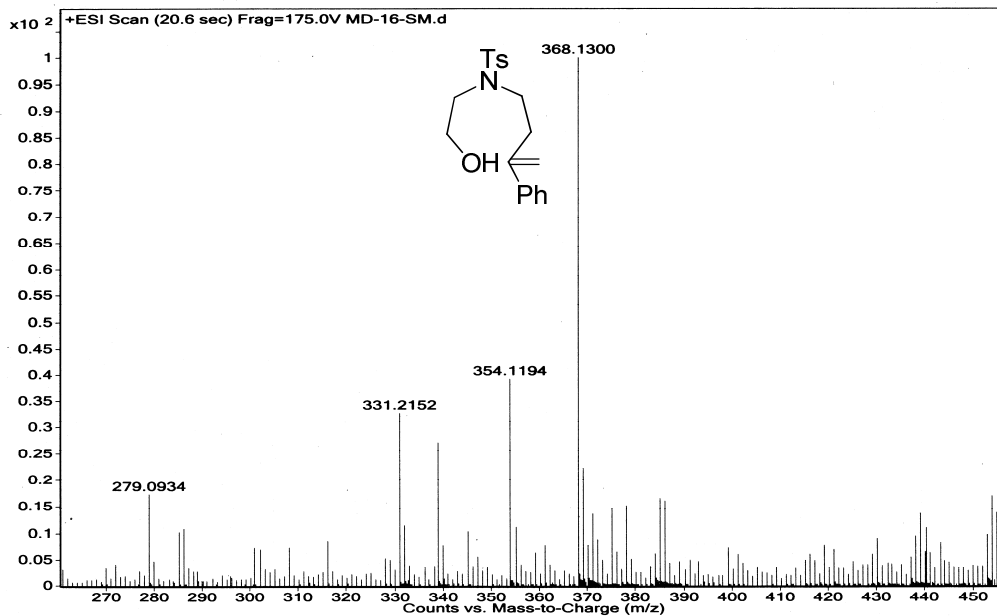
## HRMS Spectra of 5p

Sample Name	Position	Instrument Name	User Name
Inj Vol	InjPosition	SampleType	IRM Calibration Status
Data Filename	ACQ Method	Comment	Acquired Time



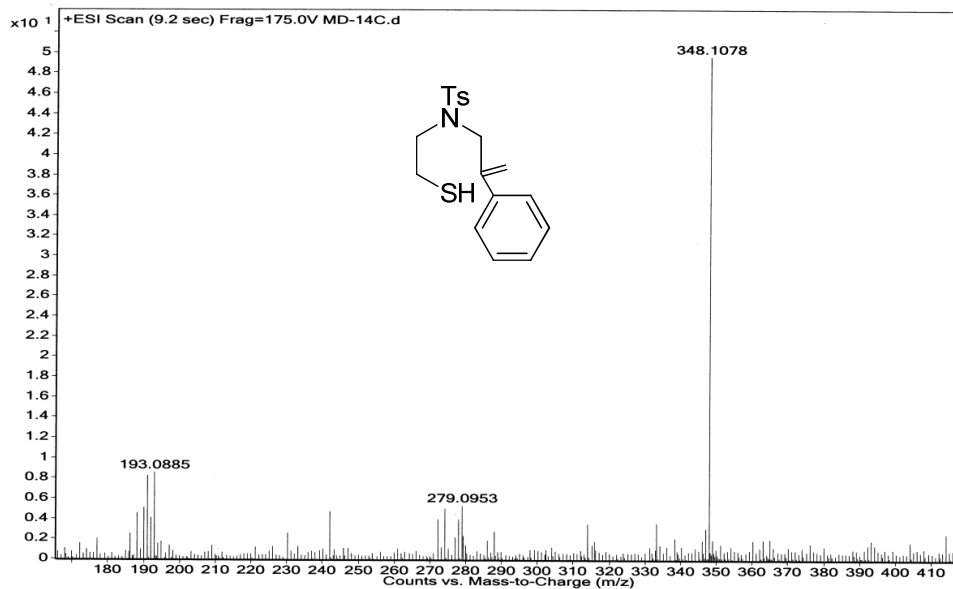
## HRMS Spectra of 5q

Sample Name	Position	Instrument Name	User Name
Inj Vol	InjPosition	SampleType	IRM Calibration Status
Data Filename	ACQ Method	Comment	Acquired Time



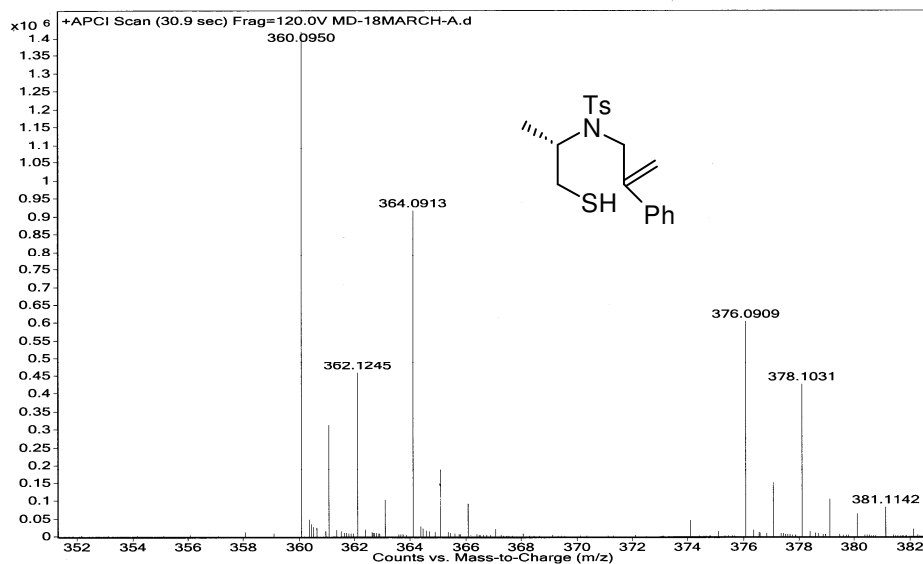
## HRMS Spectra of **5s**

Sample Name	Position	Instrument Name	User Name
Inj Vol	InjPosition	SampleType	IRM Calibration Status
Data Filename	ACQ Method	Comment	Acquired Time



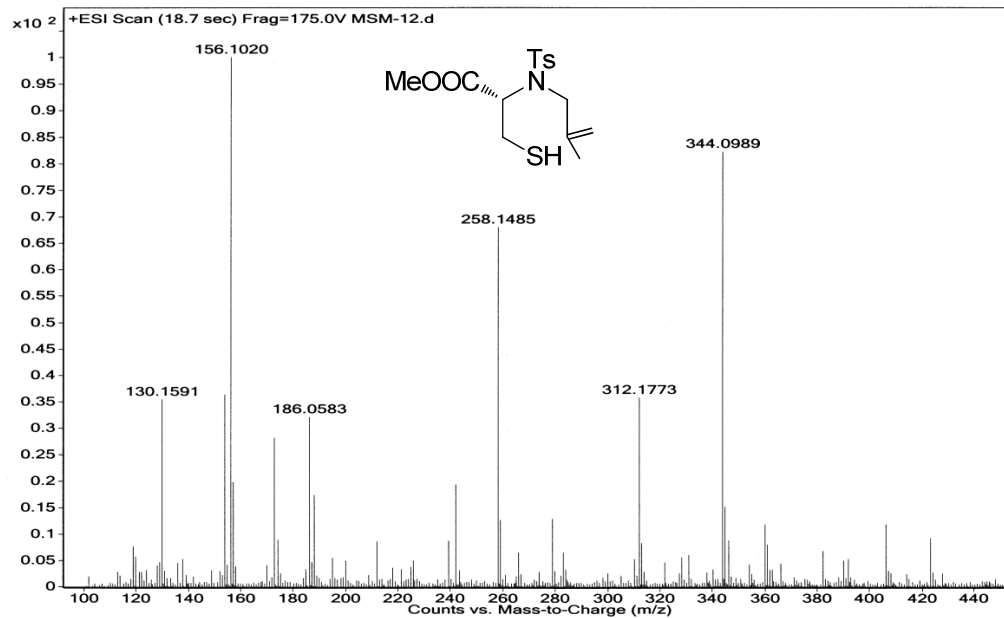
## HRMS Spectra of **5t**

Sample Name	Position	Instrument Name	User Name
Inj Vol	InjPosition	SampleType	IRM Calibration Status
Data Filename	ACQ Method	Comment	Acquired Time



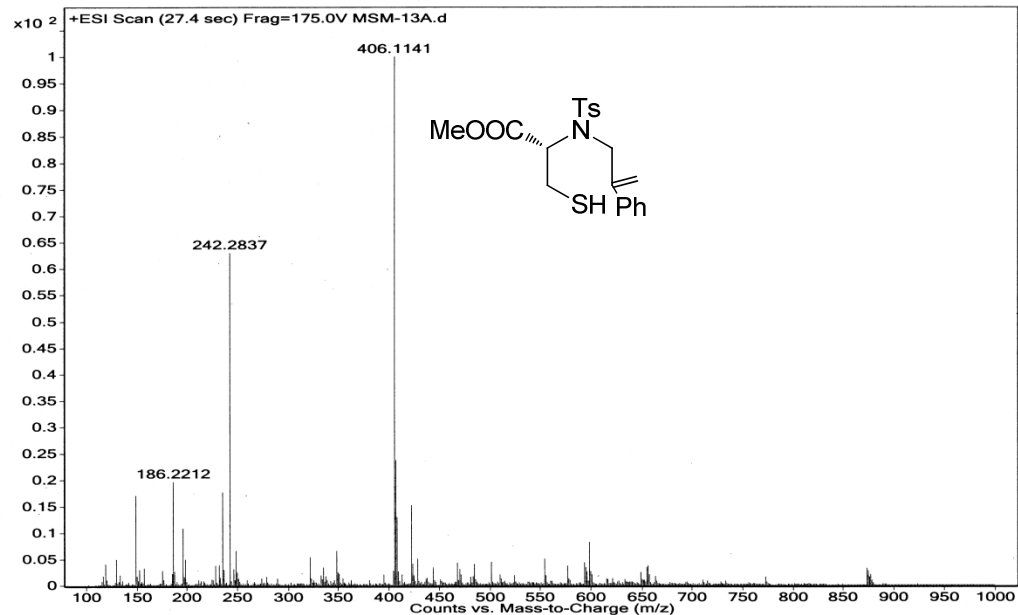
## HRMS Spectra of 5u

Sample Name	Position	Instrument Name	User Name
Inj Vol	InjPosition	SampleType	IRM Calibration Status
Data Filename	ACQ Method	Comment	Acquired Time



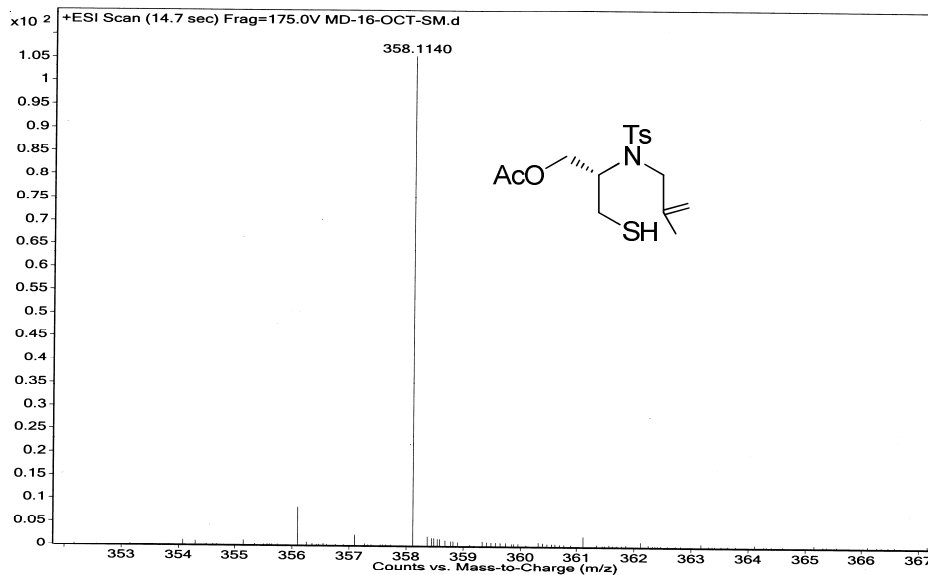
## HRMS Spectra of 5v

Sample Name	Position	Instrument Name	User Name
Inj Vol	InjPosition	SampleType	IRM Calibration Status
Data Filename	ACQ Method	Comment	Acquired Time



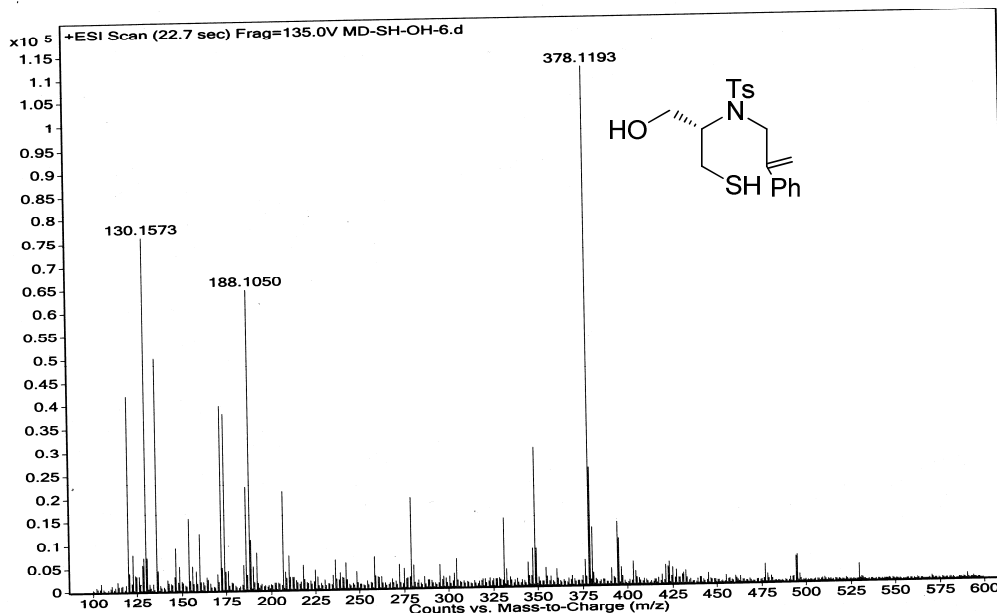
## HRMS Spectra of 5w

Sample Name	MD-16-OCT-SM	Position	-1	Instrument Name	Instrument 1	User Name	
Inj Vol	-10	InjPosition		SampleType	Sample	IRM Calibration Status	Success
Data Filename	MD-16-OCT-SM.d	ACQ Method		Comment		Acquired Time	10/16/2014 10:42:05 AM



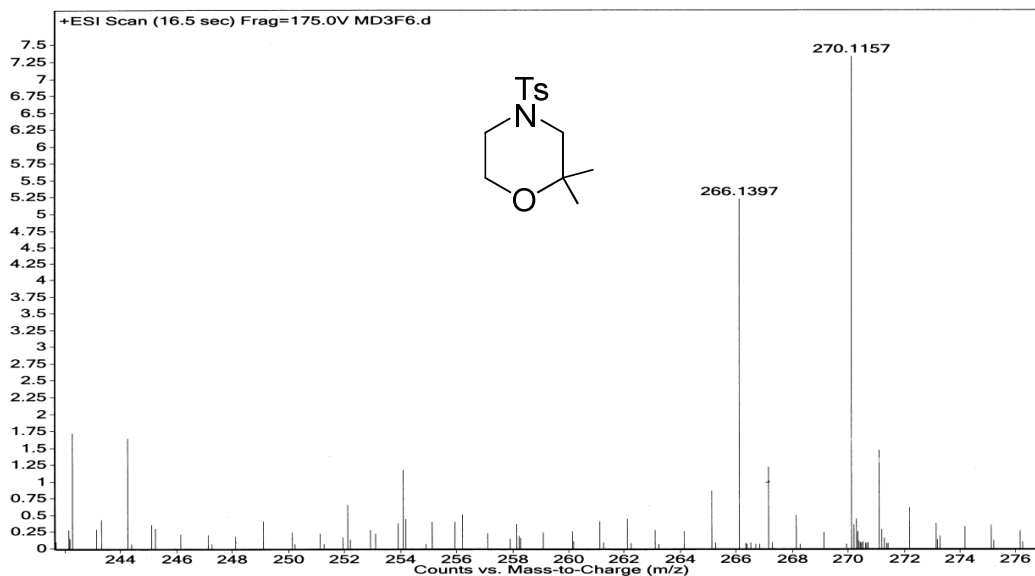
## HRMS Spectra of 5x

Sample Name	Unavailable	Position	Unavailable	Instrument Name	Unavailable	User Name	Unavailable
Inj Vol	Unavailable	InjPosition	Unavailable	SampleType	Unavailable	IRM Calibration Status	Success
Data Filename	MD-SH-OH-6.d	ACQ Method		Comment	Sample information is unavailable	Acquired Time	Unavailable



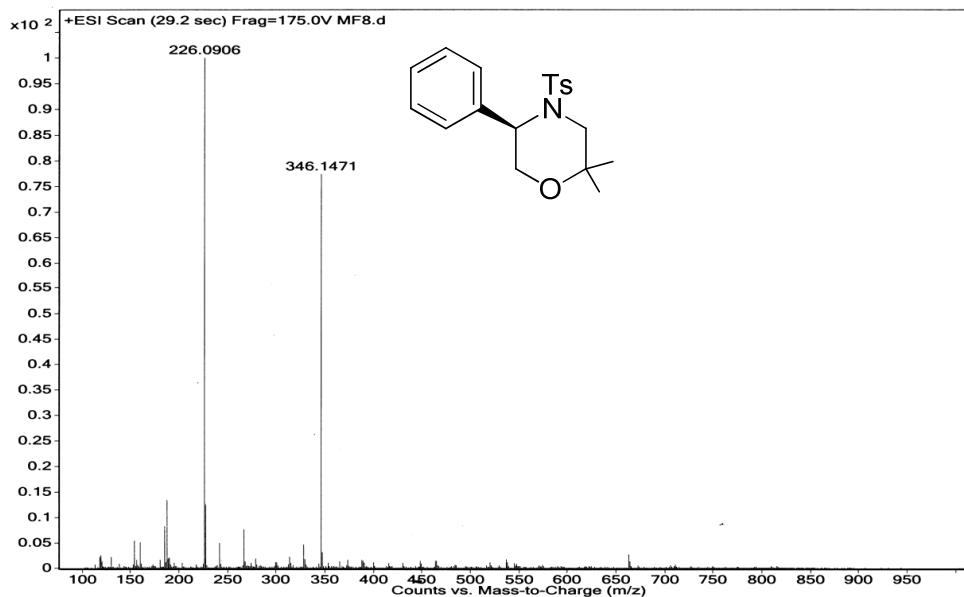
## HRMS Spectra of **6a**

<b>Sample Name</b>	MD3F6	<b>Position</b>	-1	<b>Instrument Name</b>	Instrument 1	<b>User Name</b>	
<b>Inj Vol</b>	-10	<b>InjPosition</b>		<b>SampleType</b>	Sample	<b>IRM Calibration Status</b>	Success
<b>Data Filename</b>	MD3F6.d	<b>ACQ Method</b>		<b>Comment</b>		<b>Acquired Time</b>	4/28/2014 11:55:32 AM



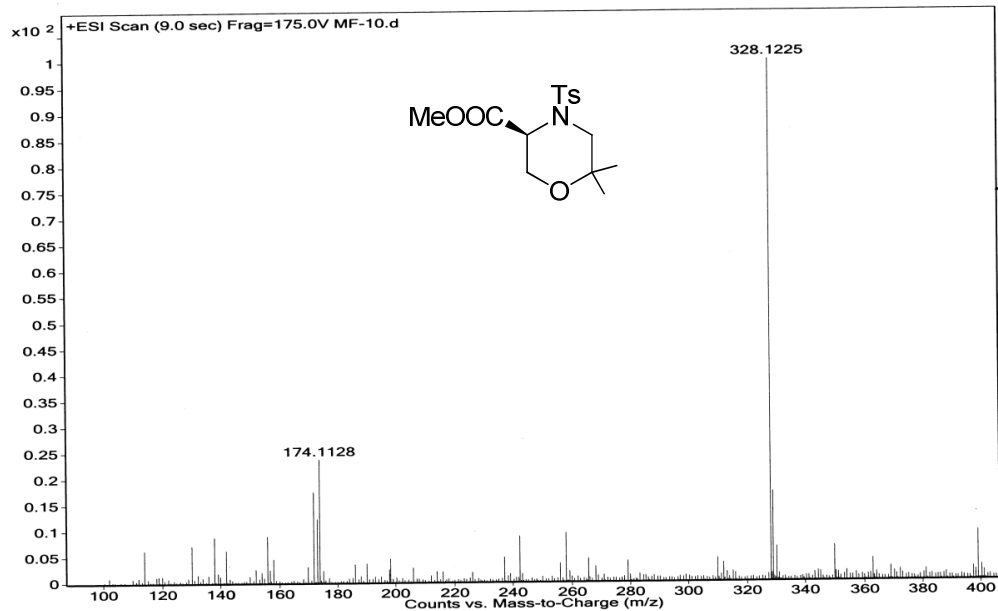
## HRMS Spectra of **6b**

<b>Sample Name</b>		<b>Position</b>		<b>Instrument Name</b>		<b>User Name</b>	
<b>Inj Vol</b>		<b>InjPosition</b>		<b>SampleType</b>		<b>IRM Calibration Status</b>	
<b>Data Filename</b>		<b>ACQ Method</b>		<b>Comment</b>		<b>Acquired Time</b>	



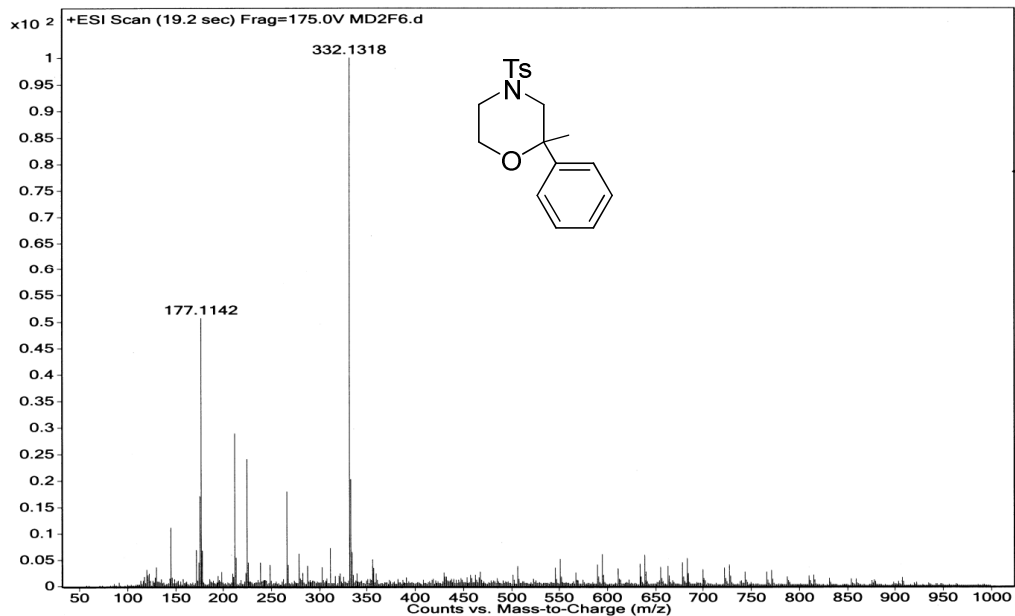
## HRMS Spectra of **6c**

Sample Name	Position	Instrument Name	User Name
Inj Vol	InjPosition	SampleType	IRM Calibration Status
Data Filename	ACQ Method	Comment	Acquired Time

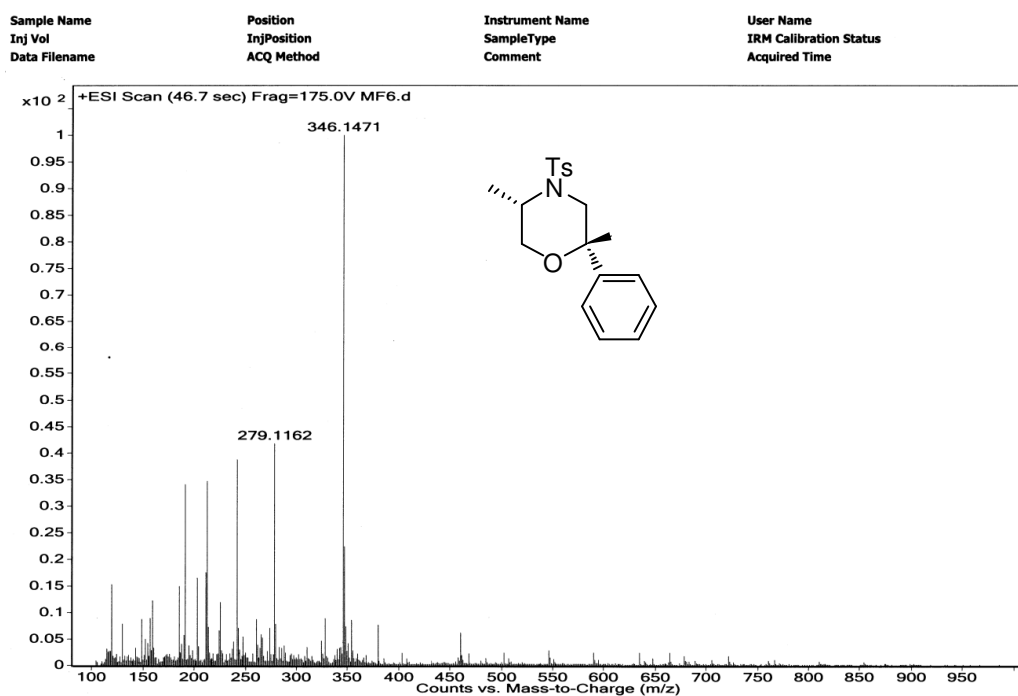


## HRMS Spectra of **6d**

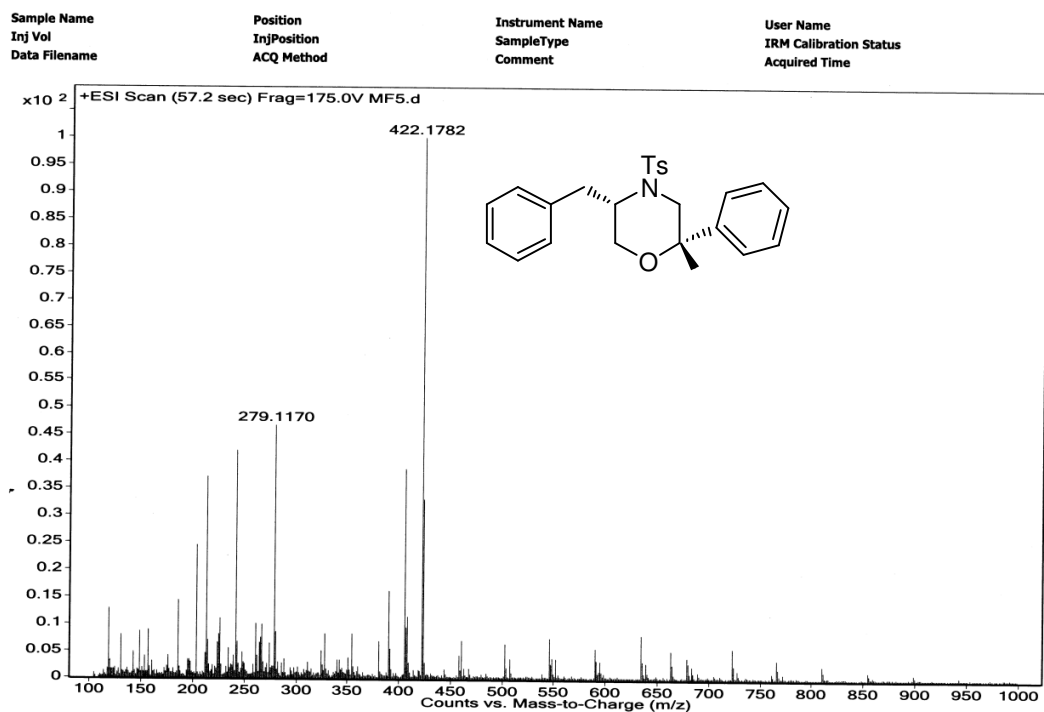
Sample Name	Position	Instrument Name	User Name
Inj Vol	InjPosition	SampleType	IRM Calibration Status
Data Filename	ACQ Method	Comment	Acquired Time



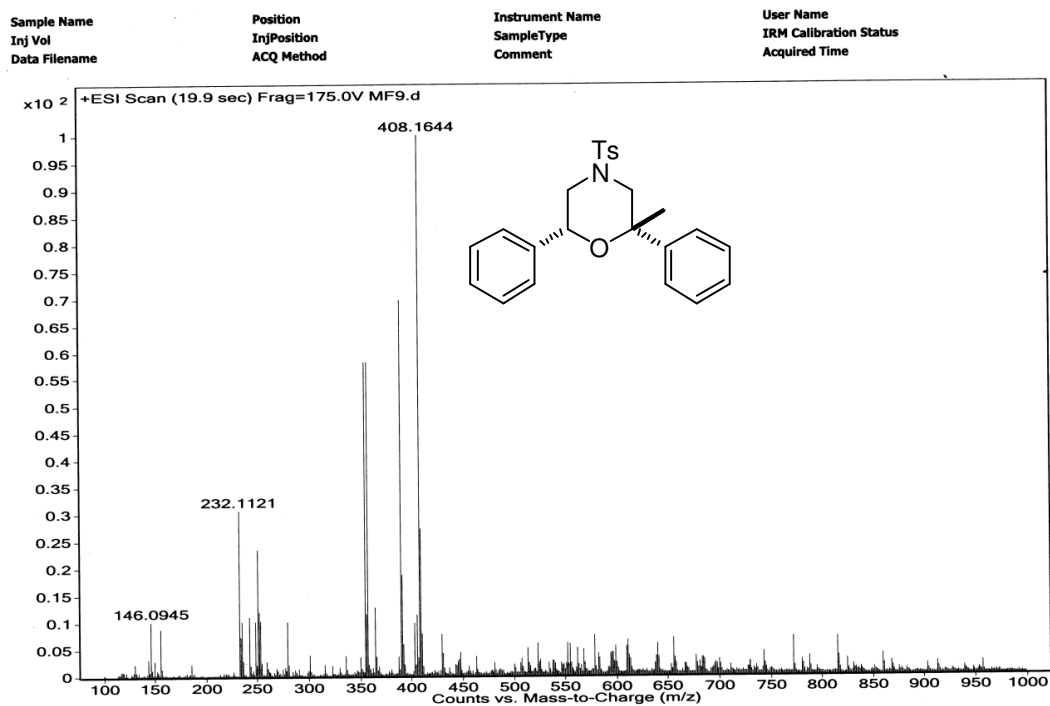
## HRMS Spectra of **6e**



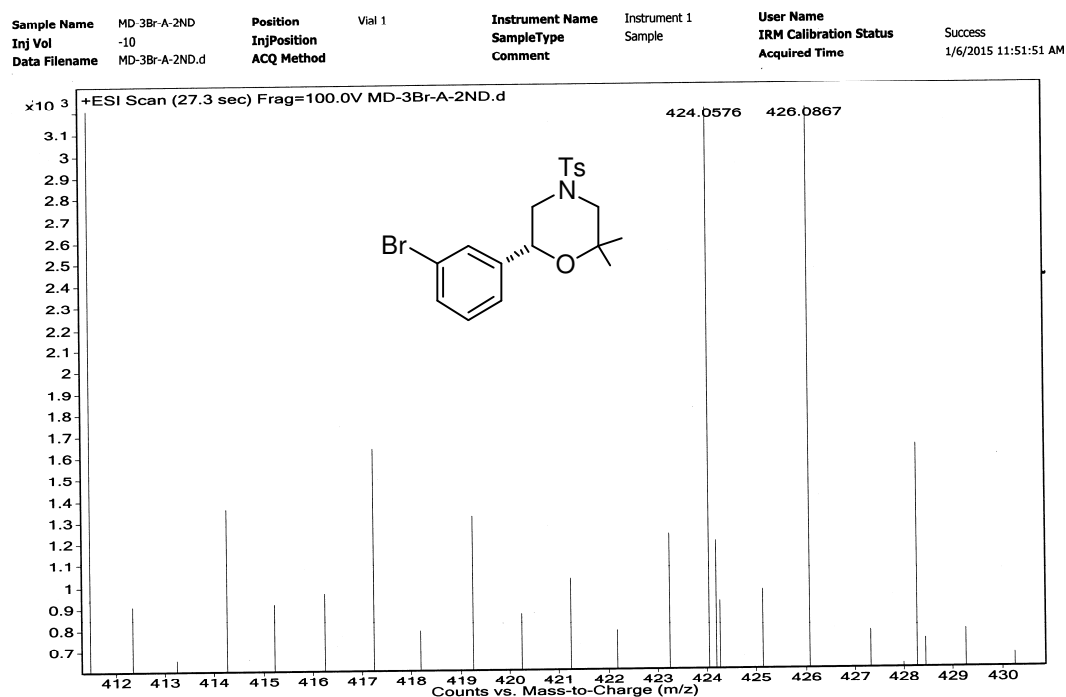
## HRMS Spectra of **6f**



## HRMS Spectra of **6g**



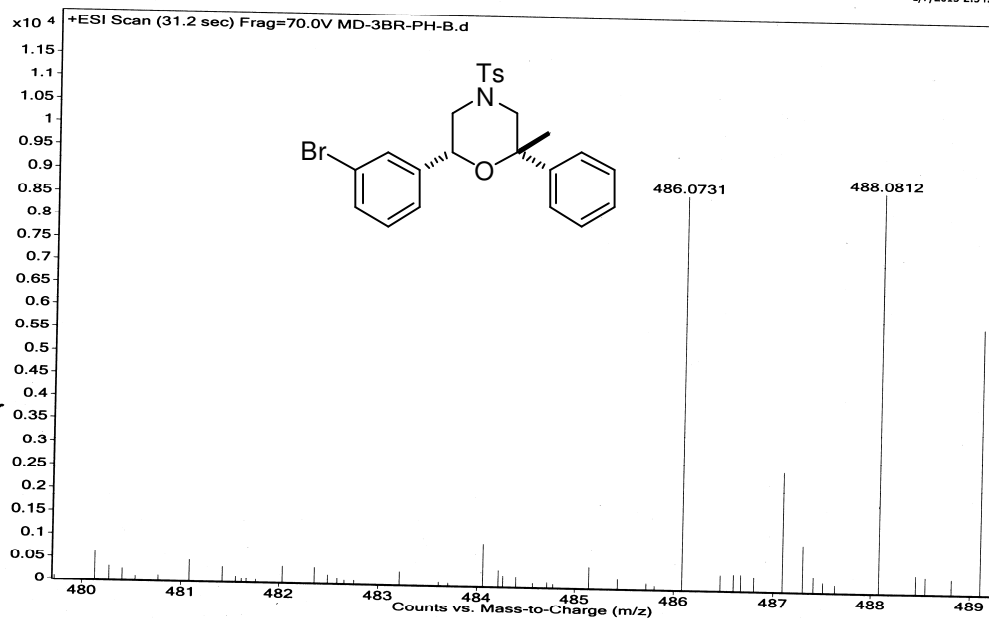
## HRMS Spectra of **6h**





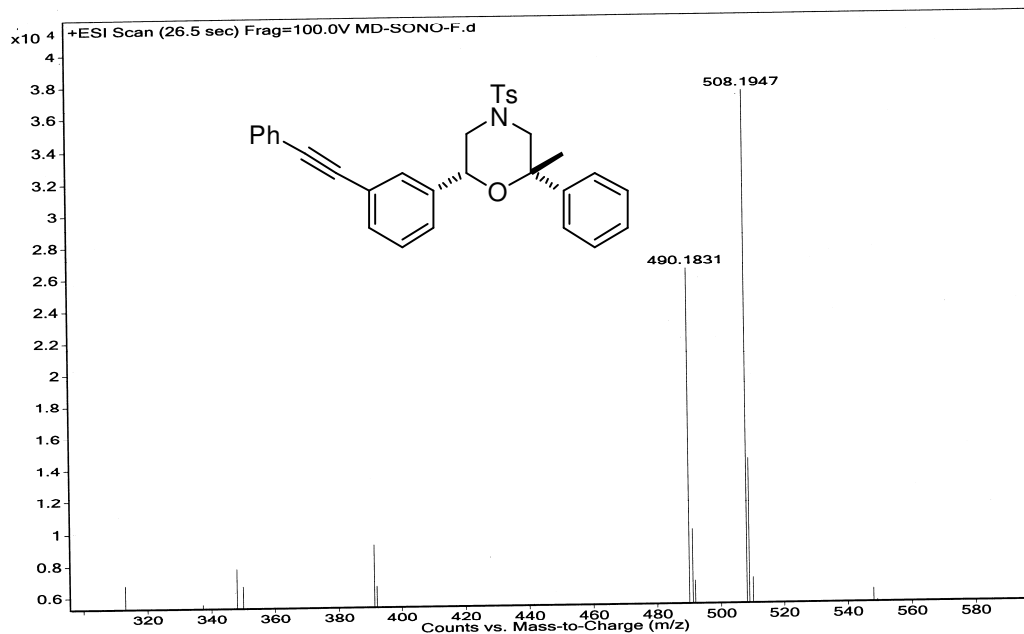
## HRMS Spectra of **6i**

<b>Sample Name</b>	MD-3BR-PH-B	<b>Position</b>	Vial 1	<b>Instrument Name</b>	Instrument 1	<b>User Name</b>	
<b>Inj Vol</b>	-10	<b>InjPosition</b>		<b>SampleType</b>	Sample	<b>IRM Calibration Status</b>	Success
<b>Data Filename</b>	MD-3BR-PH-B.d	<b>ACQ Method</b>		<b>Comment</b>		<b>Acquired Time</b>	1/7/2015 2:54:44 PM



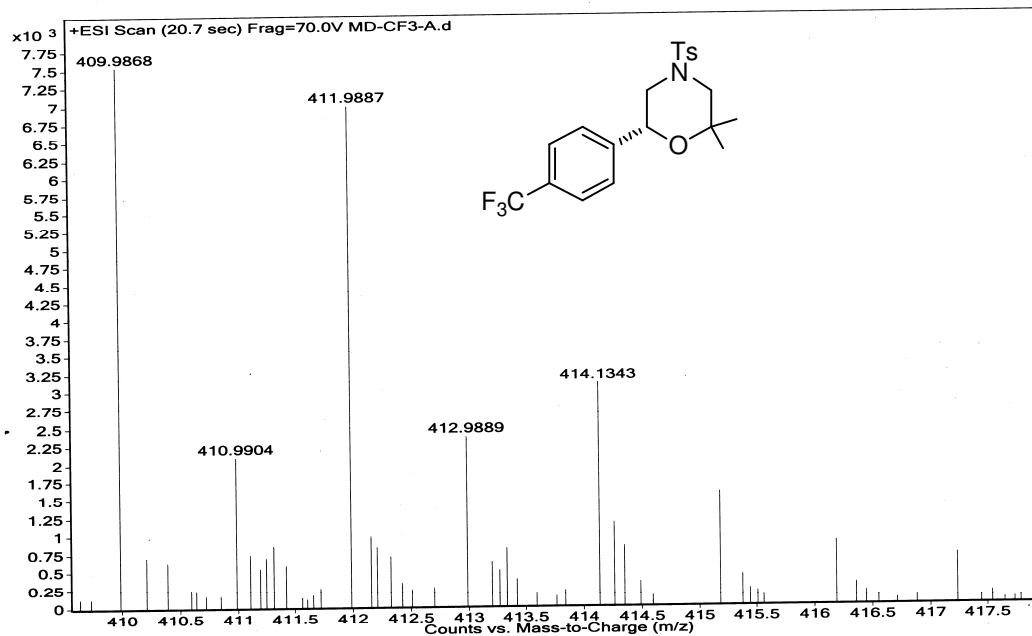
## HRMS Spectra of **6j**

<b>Sample Name</b>	MD-SONO-F	<b>Position</b>	Vial 1	<b>Instrument Name</b>	Instrument 1	<b>User Name</b>	
<b>Inj Vol</b>	-10	<b>InjPosition</b>		<b>SampleType</b>	Sample	<b>IRM Calibration Status</b>	Success
<b>Data Filename</b>	MD-SONO-F.d	<b>ACQ Method</b>		<b>Comment</b>		<b>Acquired Time</b>	1/6/2015 11:55:03 AM



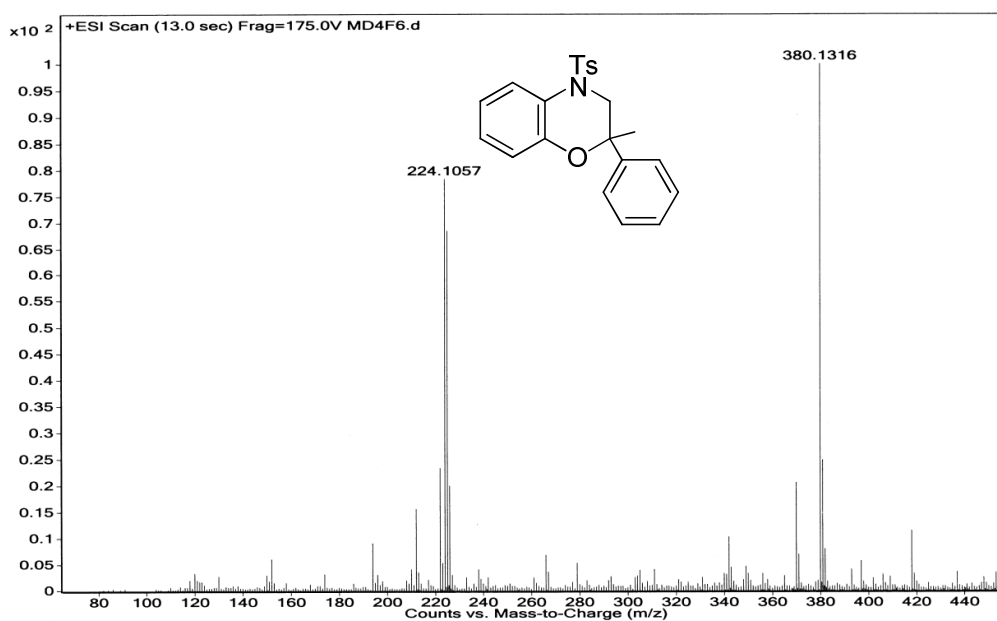
## HRMS Spectra of 6k

Sample Name	MD-CF3-A	Position	Vial 1	Instrument Name	Instrument 1	User Name	
Inj Vol	-10	InjPosition		SampleType	Sample	IRM Calibration Status	Success
Data Filename	MD-CF3-A.d	ACQ Method		Comment		Acquired Time	1/7/2015 2:56:37 PM



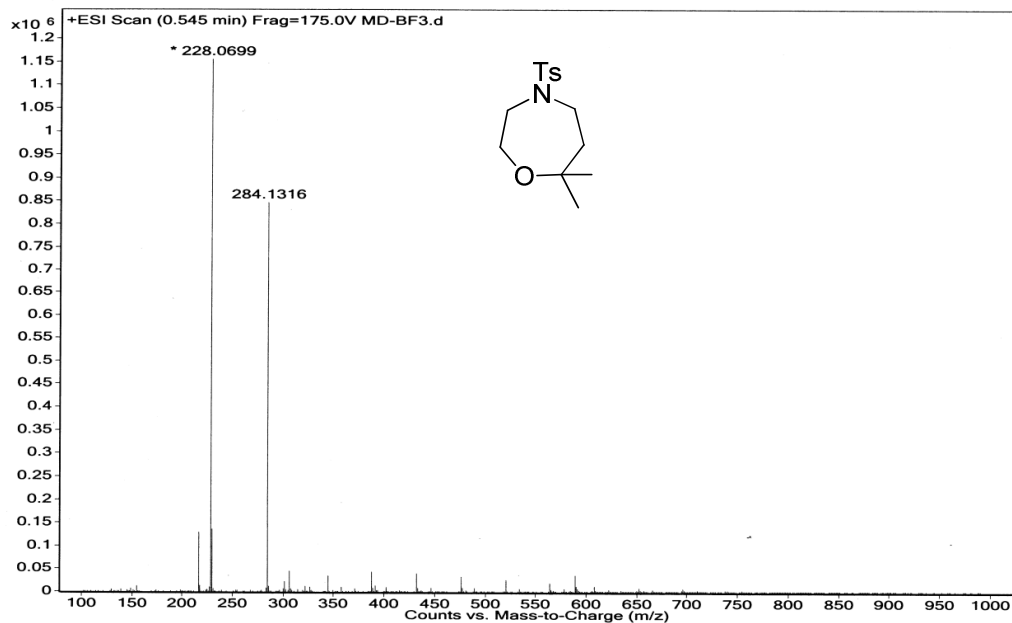
## HRMS Spectra of 6m

Sample Name	MD4F6	Position	-1	Instrument Name	Instrument 1	User Name	
Inj Vol	-10	InjPosition		SampleType	Sample	IRM Calibration Status	Success
Data Filename	MD4F6.d	ACQ Method		Comment		Acquired Time	4/28/2014 11:58:27 AM



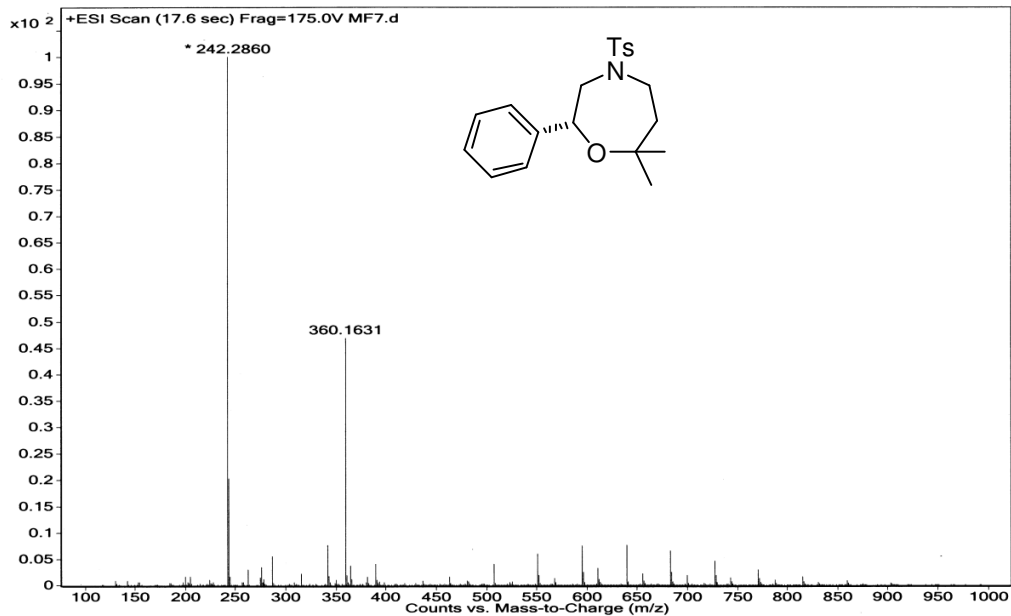
## HRMS Spectra of 6n

Sample Name	MD-BF3	Position	-1	Instrument Name	Instrument 1	User Name	
Inj Vol	-10	InjPosition		SampleType	Sample	IRM Calibration Status	Success
Data Filename	MD-BF3.d	ACQ Method		Comment		Acquired Time	7/17/2013 2:33:52 PM

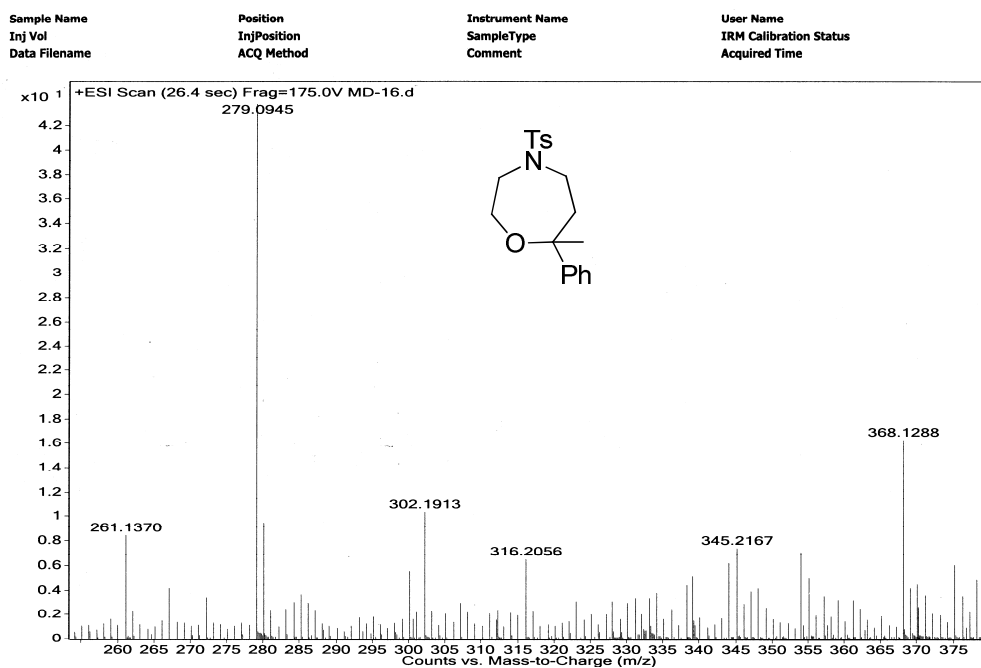


## HRMS Spectra of 6p

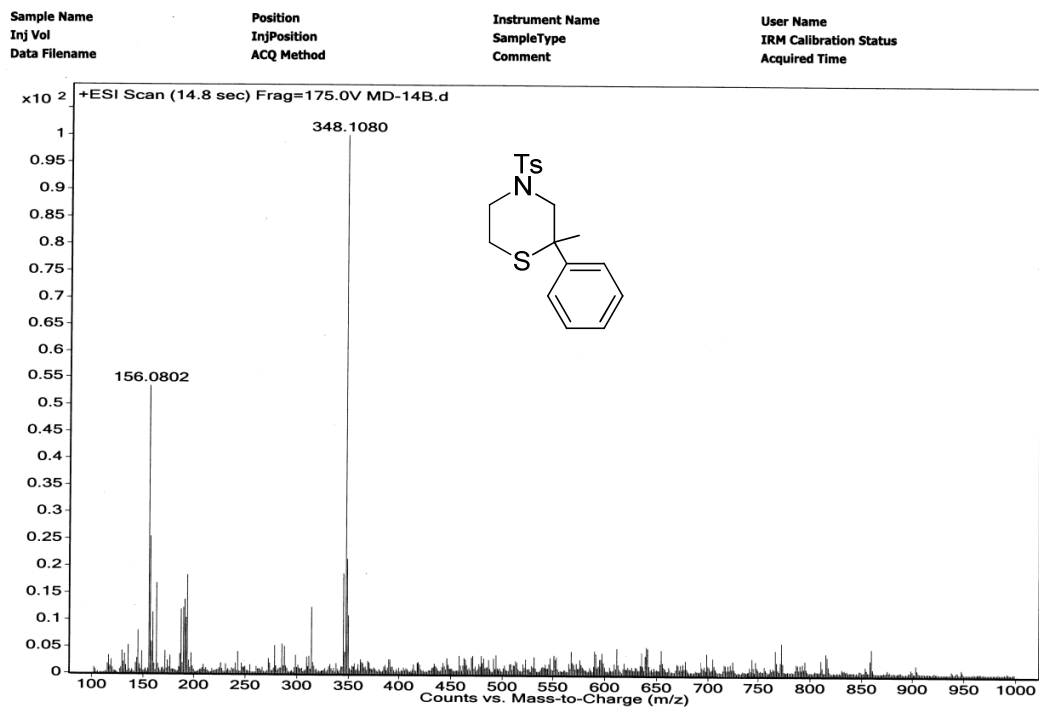
Sample Name		Position		Instrument Name		User Name	
Inj Vol		InjPosition		SampleType		IRM Calibration Status	
Data Filename		ACQ Method		Comment		Acquired Time	



## HRMS Spectra of 6q

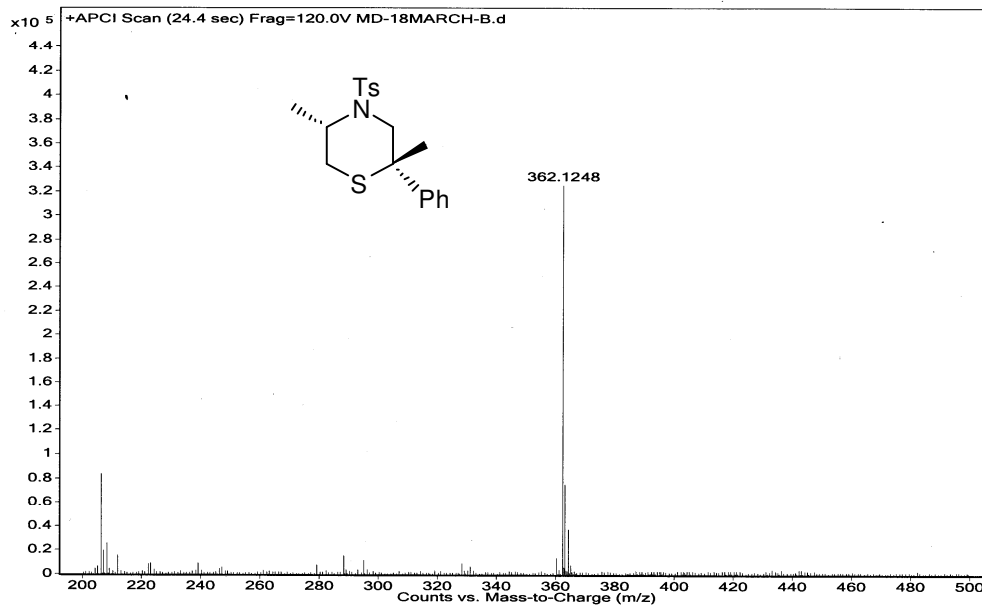


## HRMS Spectra of 6s



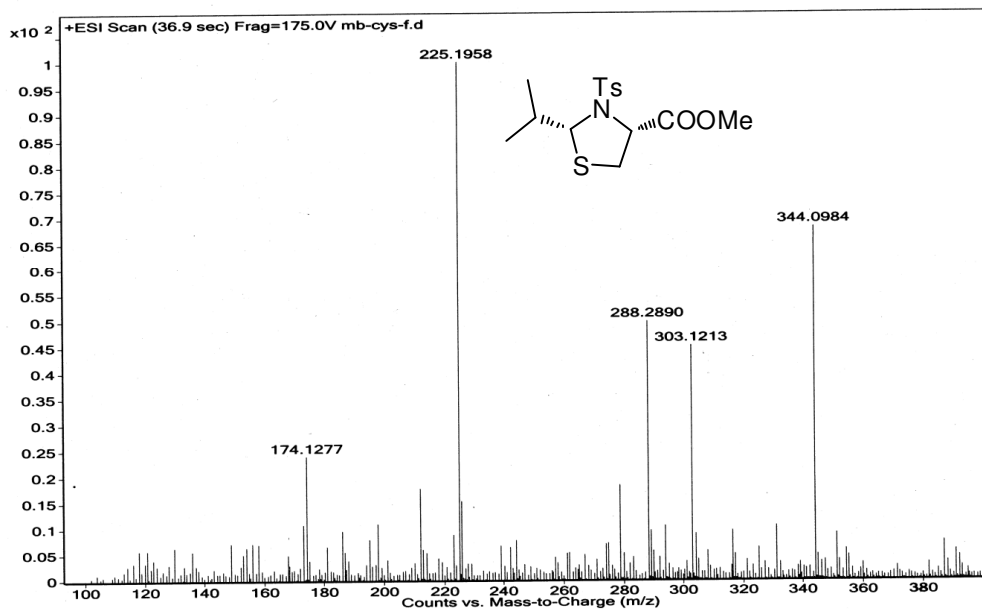
## HRMS Spectra of 6t

Sample Name	Position	Instrument Name	User Name
Inj Vol	InjPosition	SampleType	IRM Calibration Status
Data Filename	ACQ Method	Comment	Acquired Time



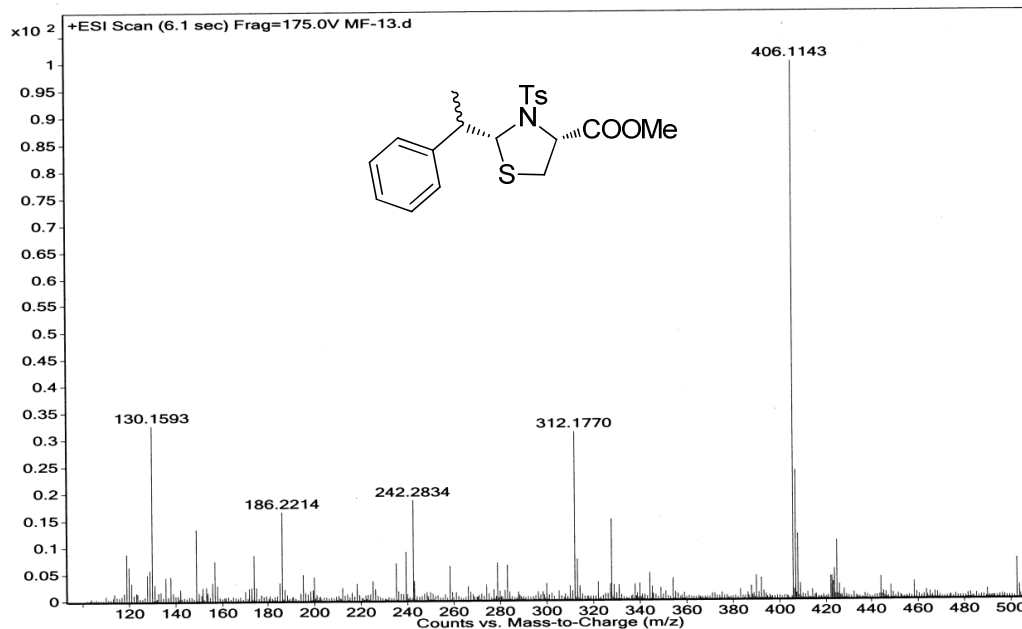
## HRMS Spectra of 7u

Sample Name	Position	Instrument Name	User Name
Inj Vol	InjPosition	SampleType	IRM Calibration Status
Data Filename	ACQ Method	Comment	Acquired Time



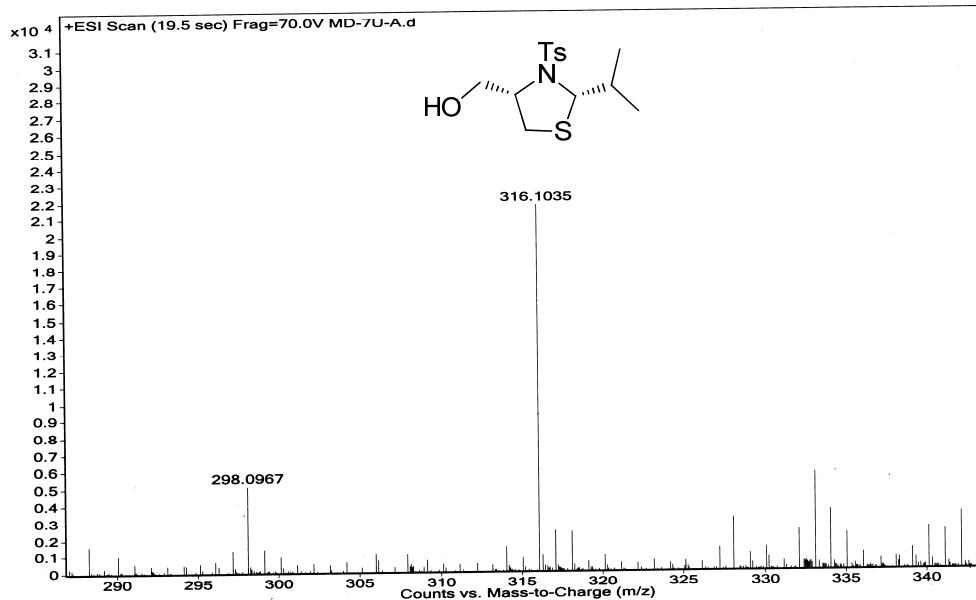
## HRMS Spectra of 7v

Sample Name	Position	Instrument Name	User Name
Inj Vol	InjPosition	SampleType	IRM Calibration Status
Data Filename	ACQ Method	Comment	Acquired Time



## HRMS Spectra of 7w

Sample Name	MD-7U-A	Position	Vial 1	Instrument Name	Instrument 1	User Name	
Inj Vol	-10	InjPosition		SampleType	Sample	IRM Calibration Status	Success
Data Filename	MD-7U-A.d	ACQ Method		Comment		Acquired Time	1/7/2015 3:13:16 PM



# HRMS Spectra of 7x

<b>Sample Name</b>	Unavailable	<b>Position</b>	Unavailable	<b>Instrument Name</b>	Unavailable	<b>User Name</b>	Unavailable
<b>Inj Vol</b>	Unavailable	<b>InjPosition</b>	Unavailable	<b>SampleType</b>	Unavailable	<b>IRM Calibration Status</b>	Success
<b>Data Filename</b>	MD-SH-OH-6.d	<b>ACQ Method</b>		<b>Comment</b>	Sample information is unavailable	<b>Acquired Time</b>	Unavailable

