SUPPORTING INFORMATION

Detection and Quantitative Analysis of the Non-Cytotoxic *allo*-Tenuazonic Acid in Tomato Products by Stable Isotope Dilution HPLC-MS/MS

Sebastian Hickert[†, ‡], Isabel Krug[†], Benedikt Cramer[†], Hans-Ulrich Humpf*[†, ‡]

[†]Institute of Food Chemistry, Westfälische Wilhelms-Universität Münster, Corrensstraße 45, 48149 Münster, Germany,

[‡]NRW Graduate School of Chemistry, Wilhelm-Klemm-Str. 10, 48149 Münster, Germany.

*Corresponding author (Tel: +49 251 33391; Fax: +49 251 83 33396; E-mail: humpf@wwu.de)

Table S1: SRM Parameters. t_R: Retention Time, DP: Declustering Potential, CE: Collision Energy, CXP: Collision Cell Exit Potential.

Compound	Parent ion [m/z]	t_R[min]	Quantifier/ Qualifier [Da]	Quantifier/ Qualifier [cps/cps]	DP [V]	CE [V]	CXP [V]
1	$[M-H]^-$ 196	19.59	139/112	1.44 ± 0.01	-70	-32/-30	-10/-10
2	$[M-H]^-$ 196	20.62	139/112	1.46 ± 0.04	-70	-32/-30	-10/-10
$^{13}C_2$-**1**	$[M-H]^-$ 198	19.61	141/114	1.45 ± 0.02	-70	-32/-30	-10/-10
$^{13}C_2$-**2**	$[M-H]^-$ 198	20.63	141/114	1.52 ± 0.04	-70	-32/-30	-10/-10

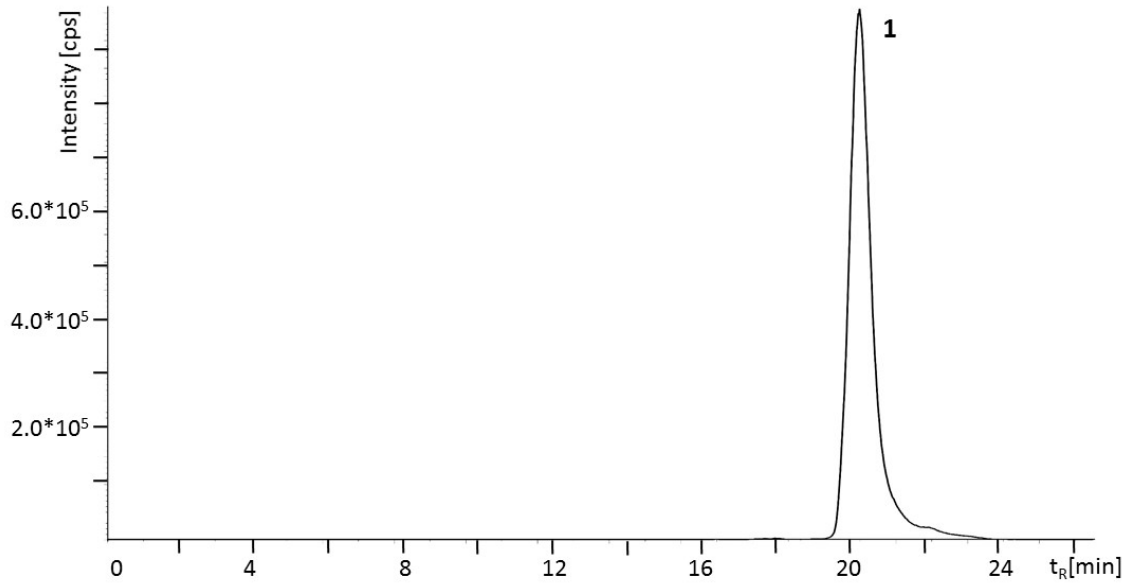

Figure S1: HPLC-MS/MS chromatogram of 250 ng/mL of **1** in the absence of **2**

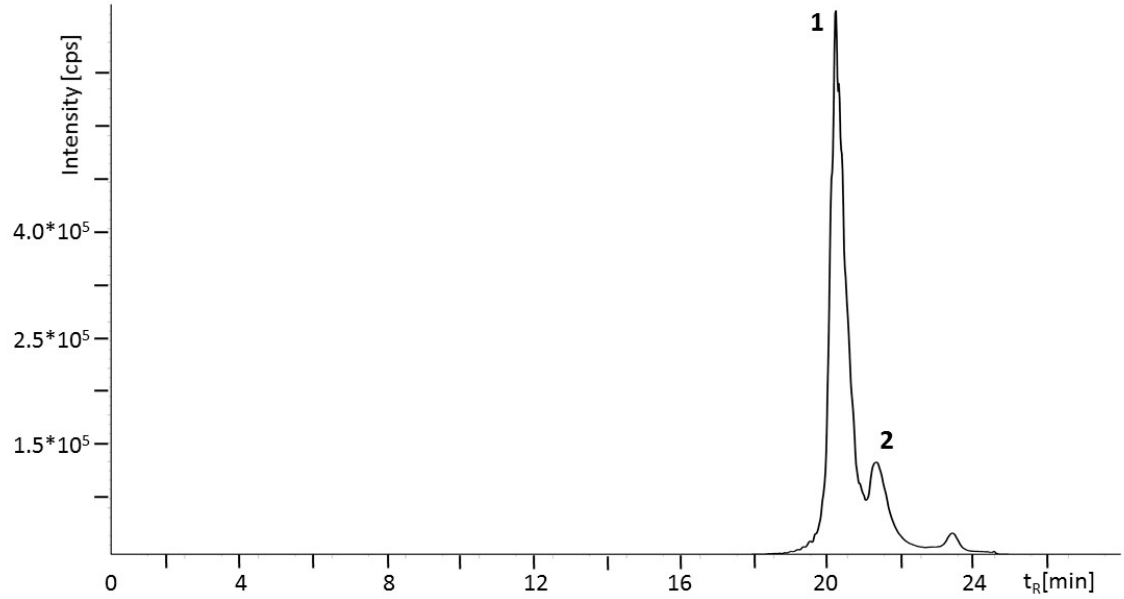

Figure S2: HPLC-MS/MS chromatogram of 12.5 ng/mL **2** in the presence of 237.5 ng/mL **1**

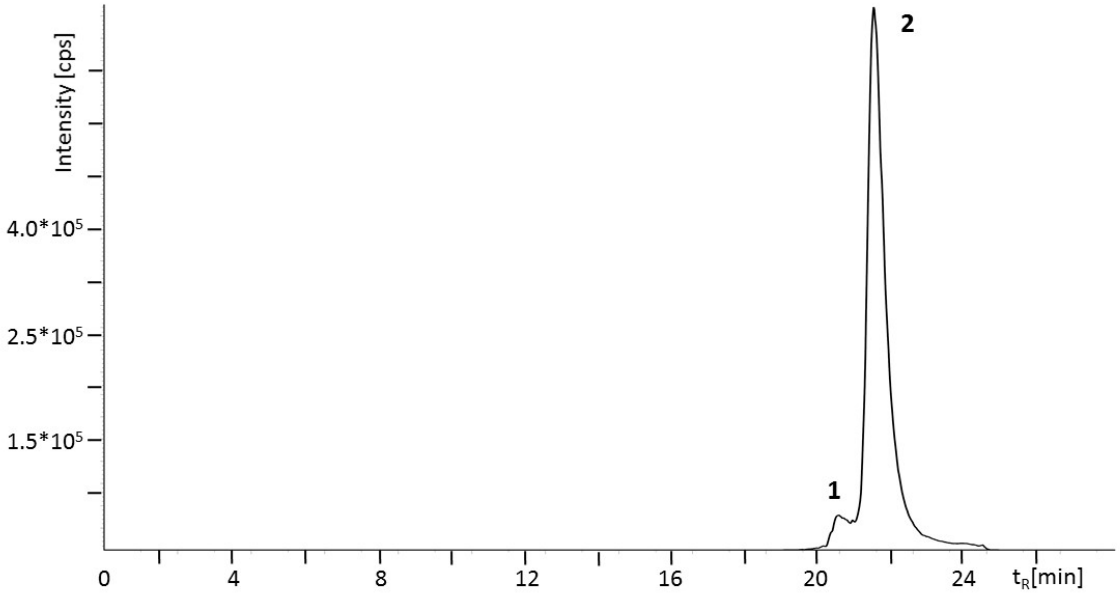

Figure S3: HPLC-MS/MS chromatogram of 12.5 ng/mL **1** in the presence of 237.5 ng/mL **2**