

Supporting Information

The Effects of Nanoporous Anodic Alumina Oxide on the Crystallization and Melting Behavior of Poly(vinylidene fluoride)

Xiying Dai¹, Jiali Niu², Zhongjie Ren¹, Xiaoli Sun^{1*} and Shouke Yan^{1*}

1 State Key Laboratory of Chemical Resource Engineering, Beijing University of Chemical Technology, Beijing 100029, China (skyan@mail.buct.edu.cn; xiaolisun@mail.buct.edu.cn)

2 Beijing National Laboratory for Molecular Sciences, Department of Polymer Science and Engineering & The Key Laboratory of Polymer Chemistry and Physics of Ministry of Education, College of Chemistry and Molecular Engineering, Peking University, Beijing 100871, China

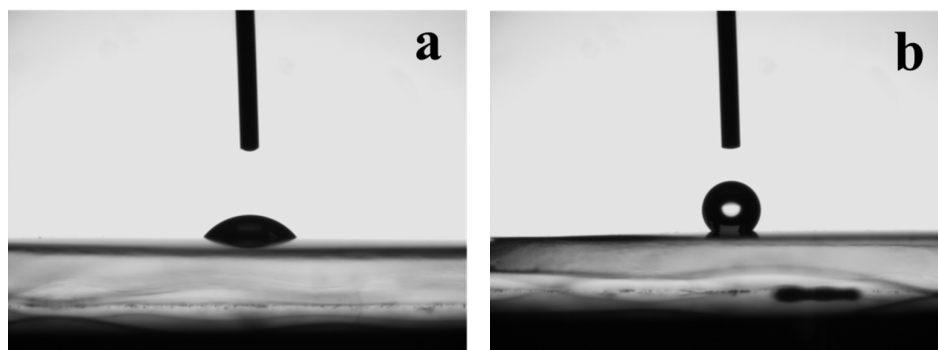


Figure S1. The contact angle of (a) AAO template is about 48.7° and (b) FOTS (AAO-F) is about 148.4° .




Figure S2. TEM images of PVDF nanotubes morphology (a) 200nm, (b) 100nm (c) 60nm, (d) 30nm.

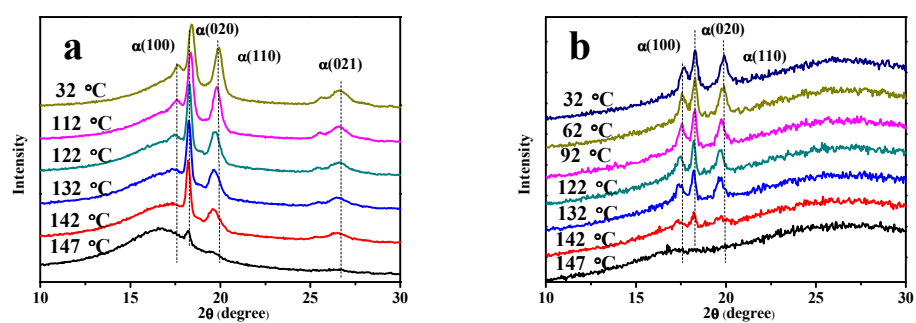


Figure S3. The XRD patterns for (a) bulk PVDF and (b) 200nm PVDF annealed at different temperature.