

Supporting Information

Heterocyclic Diamines with Leishmanicidal Activity

Álvaro Martín-Montes¹, María Paz Clares², Rubén Martín-Escolano^{1,3}, Estefanía Delgado-Pinar,^{2,4} Clotilde Marín¹, Begoña Verdejo,² Álvaro Martínez-Camarena,² Daniel Molina-Carreño¹, Enrique García-España², Manuel Sánchez-Moreno¹

1. Departamento de Parasitología, Facultad de ciencias, Universidad de Granada, C/ Severo Ochoa s/n, 18071, Granada, España.

2. Instituto de Ciencia Molecular Universidad De Valencia, C/ Catedrático José Beltrán 2, 46980 Paterna (Valencia), Spain.

3. Laboratory of Molecular & Evolutionary Parasitology, RAPID group, School of Biosciences, University of Kent, CT2 7NJ, Canterbury, UK.

4. University of Coimbra, Department of chemistry, CQC, P3004-535, Coimbra, Portugal.

Table of contents

Figure S1. Distribution diagrams of the systems **1-H⁺**, **3-H⁺**, **4-H⁺**, **6-H⁺**, **7-H⁺**, **9-H⁺** and **10-H⁺**

Figure S2. Detail of the interaction of a methylated (**8**) and a non-methylated system (**10**) with the active centre of Fe-SOD. The increase in the number of hydrogen bonds that can be established and the reduction of the steric hindrances generated by the non-methylated system increases the effectiveness of the interaction of the ligand with the residue Gln71, leading to a higher distortion of the active centre.

Figure S3. Detail of the interaction of a quinoline (**10**) and a pyridine system (**1**) with the active centre of Fe-SOD. The increase of the surface area of the aromatic moiety favours the interaction with residue Tyr75 through π -stacking, thus increasing the affinity between both systems.

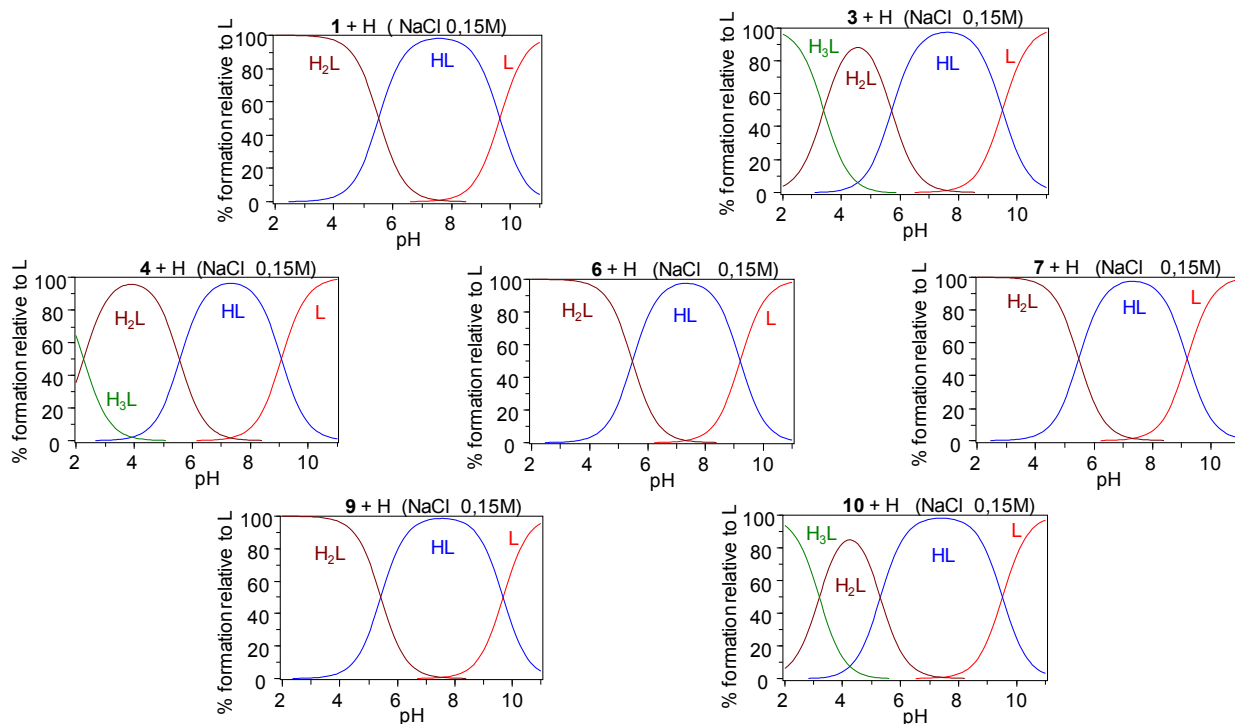


Figure S1. Distribution diagrams of the systems 1-H^+ , 3-H^+ , 4-H^+ , 6-H^+ , 7-H^+ , 9-H^+ and 10-H^+

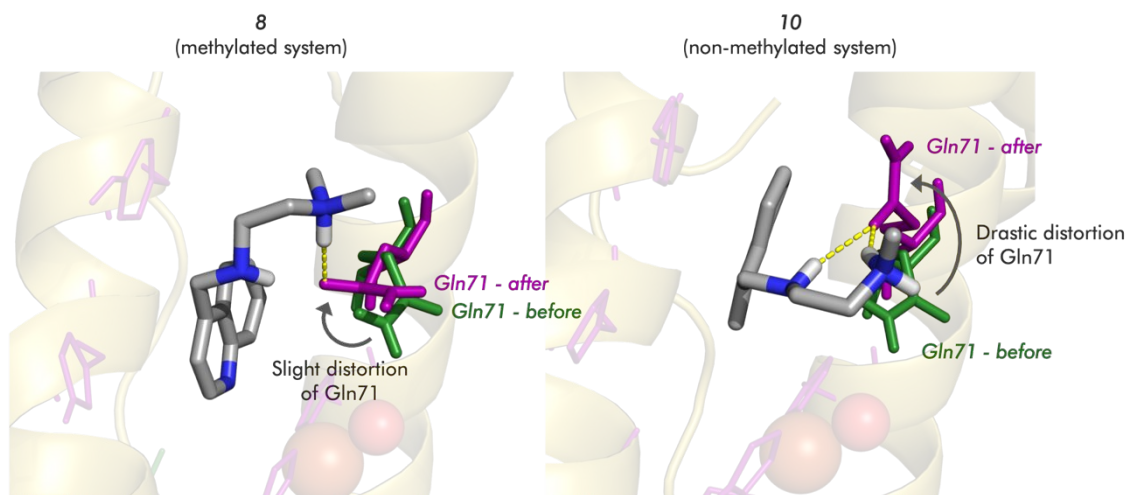


Figure S2. Detail of the interaction of a methylated (**8**) and a non-methylated system (**10**) with the active centre of Fe-SOD. The increase in the number of hydrogen bonds that can be established and the reduction of the steric hindrances generated by the non-methylated system increases the effectiveness of the interaction of the ligand with the residue Gln71, leading to a higher distortion of the active centre.

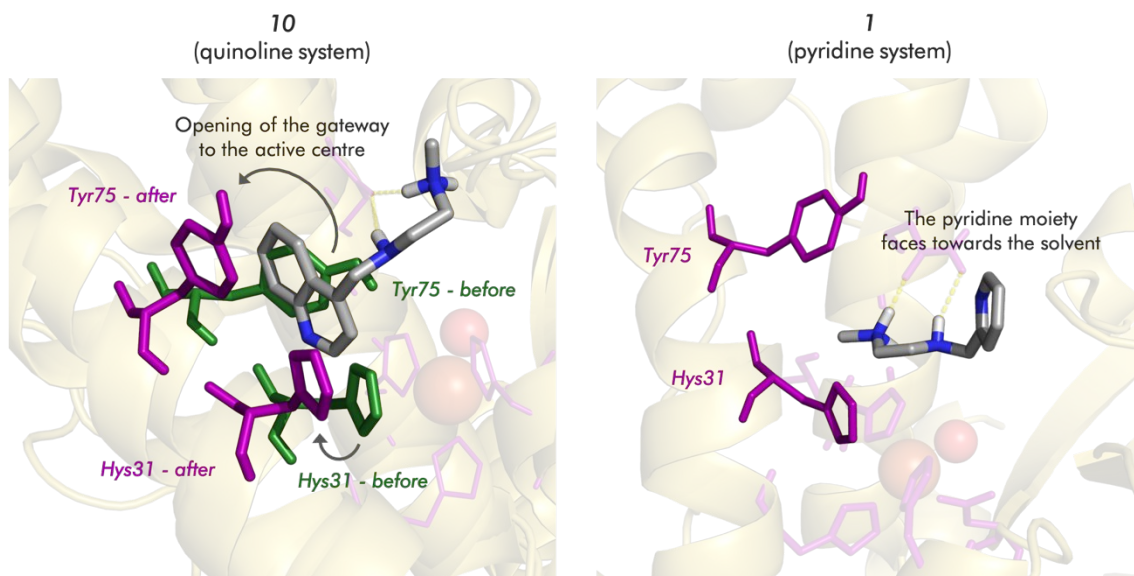


Figure S3. Detail of the interaction of a quinoline (**10**) and a pyridine system (**1**) with the active centre of Fe-SOD. The increase of the surface area of the aromatic moiety favours the interaction with residue Tyr75 through π -stacking, thus increasing the affinity between both systems.