Supporting Information

Superior NO_2 Sensing of MOF-Derived Indium-Doped ZnO Porous Hollow Cages

Zhou Li, Yong Zhang, Hong Zhang, Yong Jiang, Jianxin Yi*

State Key Laboratory of Fire Science, Department of Safety Science and Engineering, University of Science and Technology of China, Hefei, Anhui, 230026, P. R. China

* Corresponding author. E-mail: yjx@ustc.edu.cn

List of content

Figure S1-Figure S4
Table S1

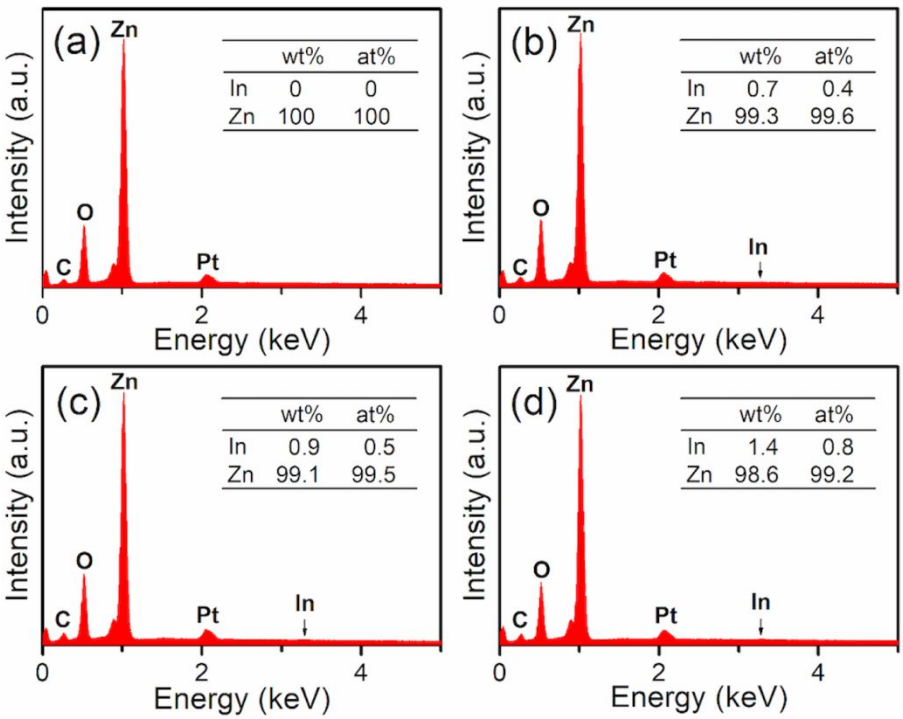

Figure S1. EDX spectra of (a) In/ZnO-0, (b) In/ZnO-2, (c) In/ZnO-6 and (d) In/ZnO-10.

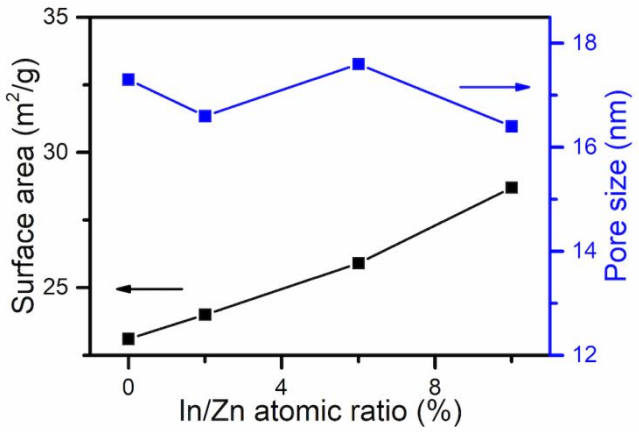

Figure S2. Surface area and pore size as a function of In/Zn atomic ratio.

Table S1. Peak positions of Zn 2p and O 1s for pristine and In-doped ZnO cages.

	Zn $2p_{1/2}$ (eV)	Zn $2p_{3/2}$ (eV)	O_{lat} (eV)	O_{ads} (eV)
In/Zn-0	1044.9	1021.8	530.5	531.7
In/Zn-2	1044.9	1021.8	530.5	531.7
In/Zn-6	1045.0	1021.9	530.6	531.7
In/Zn-10	1044.9	1021.8	530.5	531.8

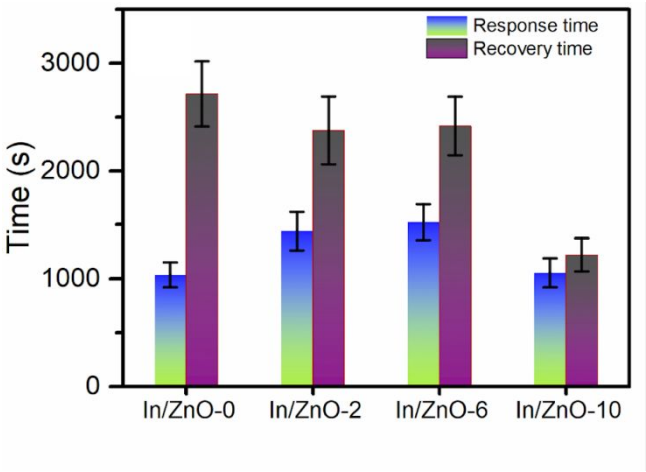

Figure S3. Response and recovery time to 200 ppb NO_2 for In/ZnO-10 at 300 °C.

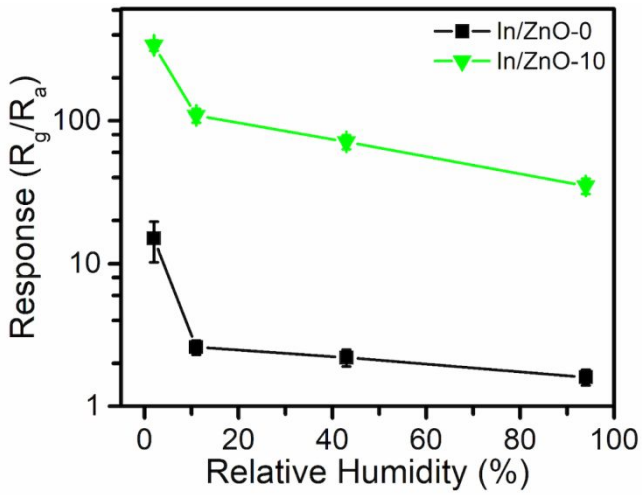

Figure S4. Influence of the humidity on the response to 10 ppm NO_2 for pristine ZnO and In/ZnO-10 at 300 °C.