

Supporting Information

Janus Colloidal Dimer by Intramolecular Cross-linking in Concentrated Solutions

Fengzheng Lang^{†§}, Dao Xiang^{†§}, Jiawei Wang^{†§}, Liping Yang^{†§}, Yan Qiao[†], Zhenzhong Yang^{‡}*

[†] State Key Laboratory of Polymer Physics and Chemistry, Institute of Chemistry, Chinese Academy of Sciences, Beijing 100190, China

[‡] Institute of Polymer Science & Engineering, Department of Chemical Engineering, Tsinghua University, Beijing 100084, China

[§] University of Chinese Academy of Sciences, Beijing 100049, China

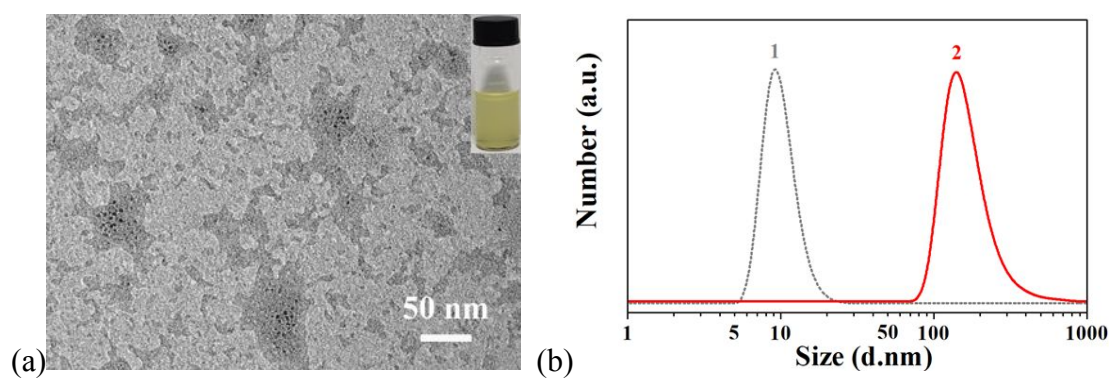


Figure S1. (a) TEM image of the system by cross-linking with DIP at 20 mg/mL; (b) DLS curves of $\text{PI}_{10\text{k}}\text{-}b\text{-P4VP}_{15\text{k}}$ (1) and the crosslinked system (2).

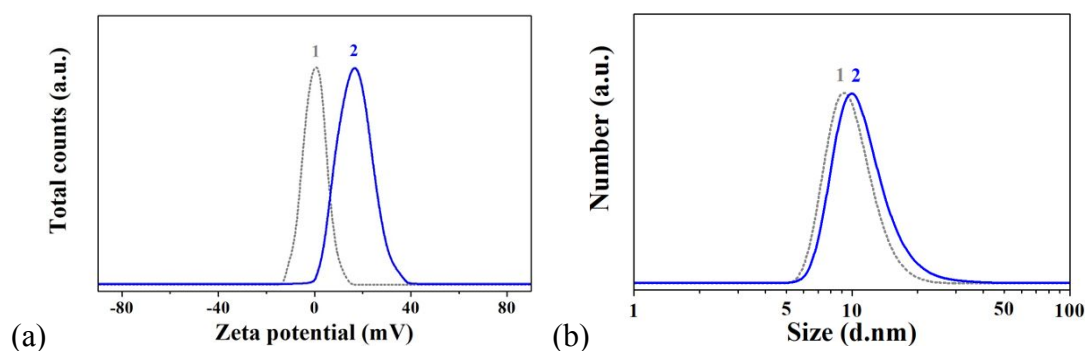


Figure S2. (a, b) Zeta potential and DLS curves of $\text{PI}_{10\text{k}}\text{-}b\text{-P4VP}_{15\text{k}}$ (1) and $\text{PI@NH}_2\cdot\text{HCl}\text{-}b\text{-P4VP}$ after the modification with MAHC (2).




Figure S3. (a) TEM image of the as-synthesized PI-cP4VP without staining; (b) TEM image of PI-cP4VP after a preferential growth of Au.

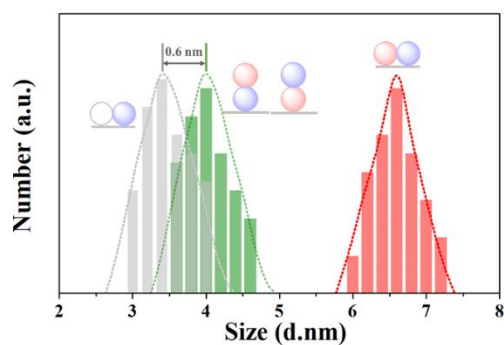


Figure S4. The size statistics by Image J of Au/*c*PI-*c*P4VP composite dimer after the hydrophobic modification with 1-octanethiol, inset the as-synthesized *c*PI-*c*P4VP (gray) without staining.




Figure S5. TEM image of the *c*PI-*c*P4VP dimer achieved by the electrostatic-mediated intramolecular cross-linking with DIP at 100 mg/mL.