

Supporting Information

Salt-responsive “Killing and Release” Antibacterial Surfaces of Mixed Polymer Brushes

Yanhong Fu[†], Yang Wang[†], Lei Huang[†], Shengwei Xiao[†], Feng Chen[†], Ping Fan[†], Mingqiang
Zhong[†], Jun Tan^{*‡}, Jintao Yang^{*†}

[†] College of Materials Science & Engineering
Zhejiang University of Technology, Hangzhou 310014, P. R. China

[‡] College of Biological, Chemical Science and Technology
Jiaxing University, Jiaxing 314001, P. R. China

***Corresponding Author:** J.T. tanjunzjxu@126.com; J.Y. yangjt@zjut.edu.cn

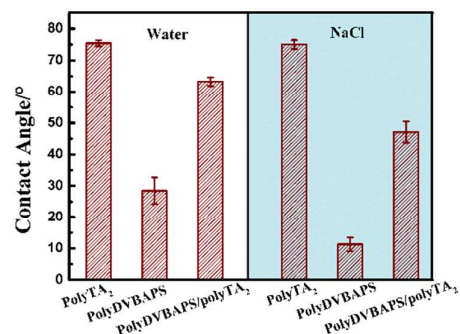


Figure S1. Water contact angles of silicon surfaces with polyTA, polyDVBAPS and the mixed polyDVBAPS/polyTA₂ brushes in water and saturated NaCl solution.

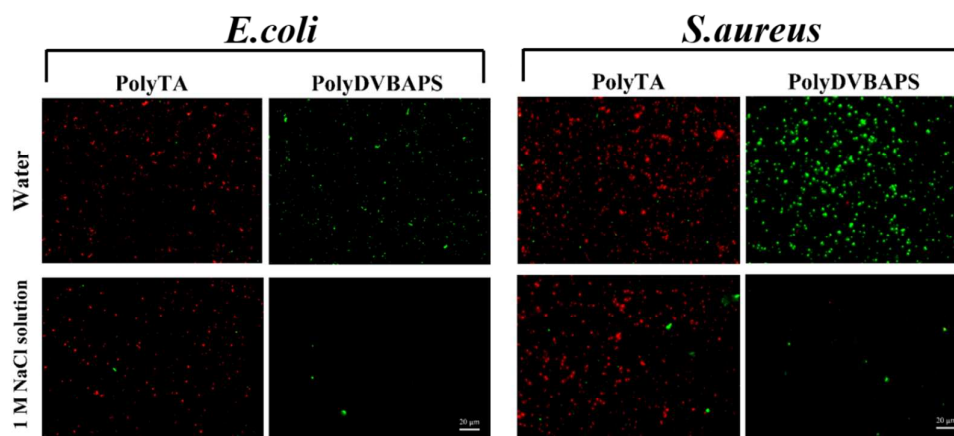


Figure S2. Representative fluorescent images of attached bacteria on pristine polyTA and polyDVBAPS before and after the treatments of 1M NaCl solutions.

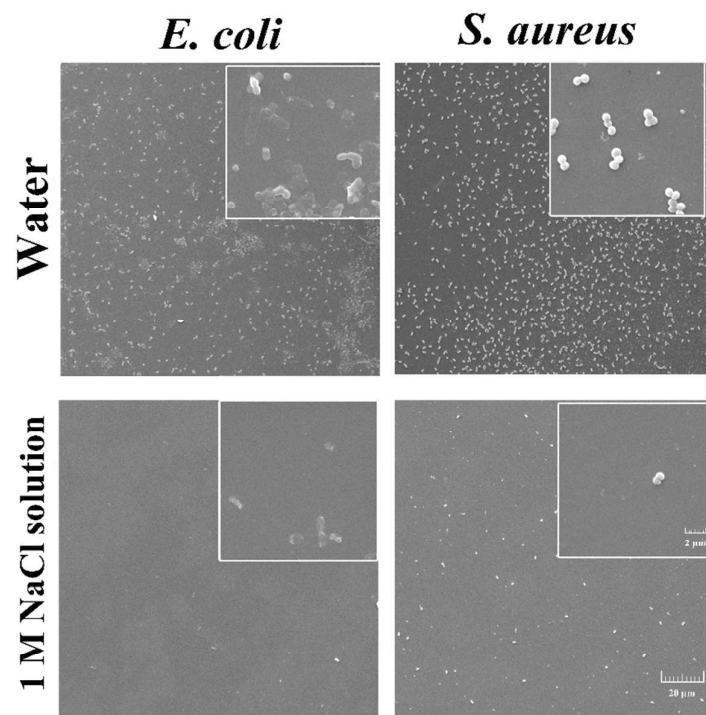


Figure S3. Representative SEM images of attached *E. coli* and *S. aureus* on polyDVBAPS/polyTA mixed brush surface before and after 1M NaCl washing.