Supporting Information

for

Trophodynamics of Emerging Brominated Flame Retardants in the Aquatic Food Web of Lake Taihu: Relationship with Organism Metabolism across Trophic Levels

Guomao ZHENG[1], Yi WAN[1]*, Sainan SHI[1], Haoqi ZHAO[1], Shixiong GAO[1], Shiyi ZHANG[1], Lihui AN[2], Zhaobin ZHANG[1]

[1]*Laboratory for Earth Surface Processes*, College of Urban and Environmental Sciences, Peking University, Beijing 100871, China

[2]State Environmental Protection Key Laboratory of Estuarine and Coastal Research, Chinese Research Academy of Environmental Sciences, Beijing 100012, China

(Received)

*Address for Correspondence: Dr. Yi WAN, College of Urban and Environmental Sciences, Peking University, Beijing 100871, China, TEL: 86-10-62765904, Email: wany@urban.pku.edu.cn

Content.

Figure S1. Structures of target NBFRs.

Figure S2. Chromatogram of target NBFRs.

Figure S3. Substrate depletion curves for B[a]P in three fish species

Table S1. Descriptions of collected biological samples in Lake Taihu.

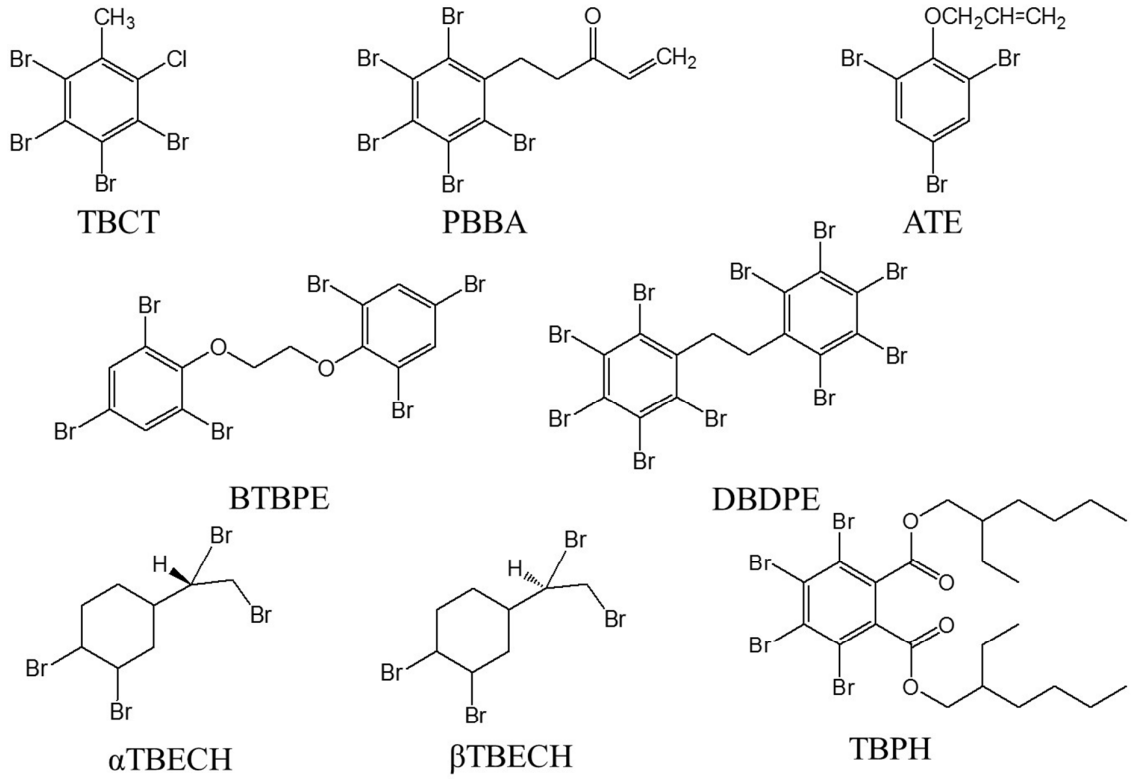

Figure S1. Structures of target NBFRs.

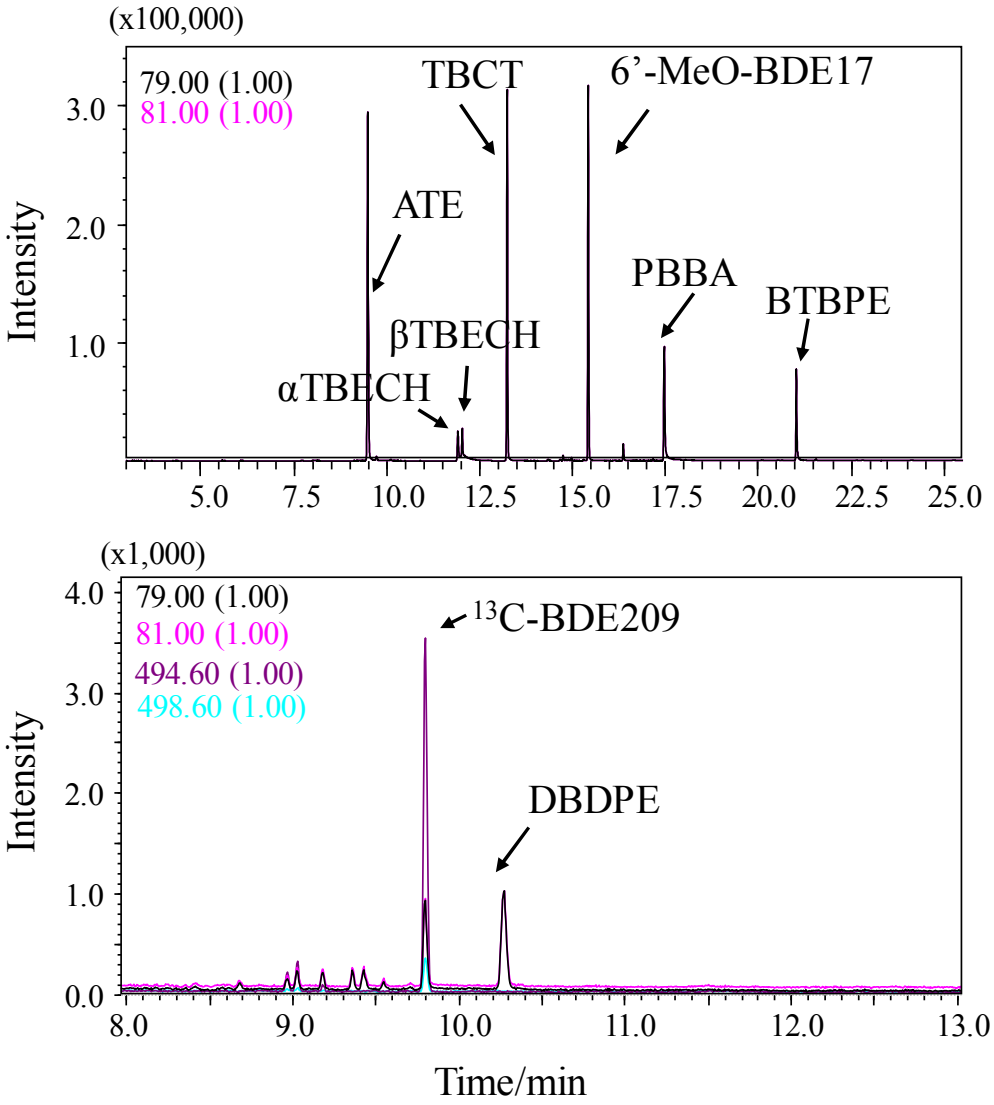

Figure S2. Chromatogram of target NBFRs including ATE, αTBECH, βTBECH, TBCT, PBBA, BTBPE, and DBDPE, and surrogates (6'-MeO-BDE17 and ^{13}C-BDE209) at concentration of 50 ng/mL.

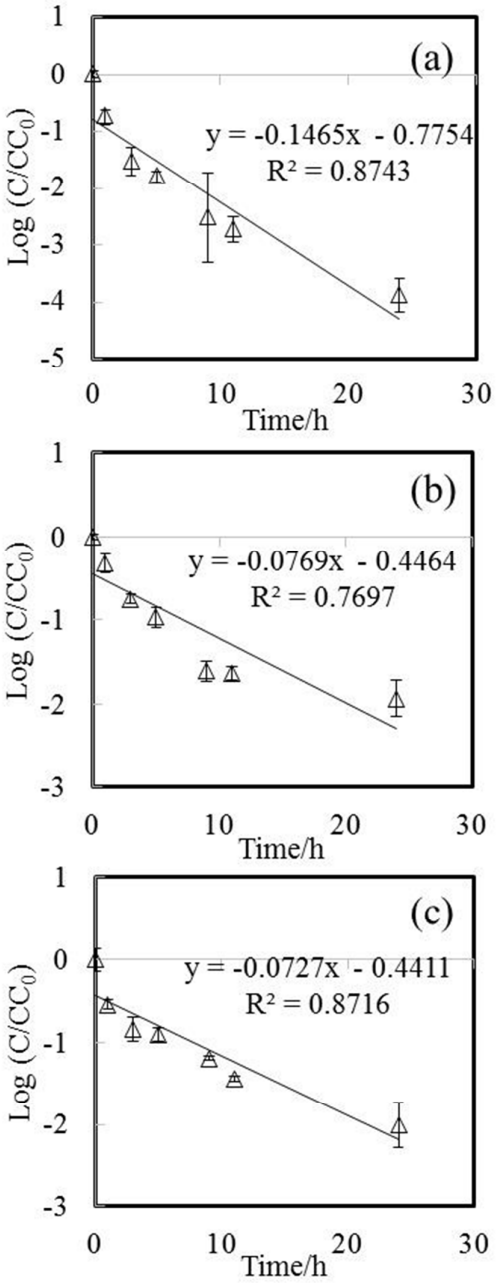

Figure S3. Substrate depletion curves for B[a]P in the crucian (a), carp (b), and yellow-head catfish (c).

Table S1. Descriptions of collected biological samples in Lake Taihu.

	Species name	Body length (cm)	Body weight (g)	Water content (%)	Lipid content (%)	$\delta^{13}C$	$\delta^{15}N$
Plankton	Plankton/seston	-	-	94.6	5.9	-24.4 ± 0.5	13.5 ± 1.0
Invertebrate	Clam *(Lamellibranchia)*	-	-	87.1	14.3	-29.9± 0.1	12.4 ± 0.6
	Snail *(Bellamya purificata)*	-	-	75.5	6.4	-21.6 ± 0.4	17.9 ± 0.6
	Crayfish (*Procambarus clarkii*)	-	-	79	9.5	-29.2 ± 0.9	11.9 ± 2.0
	Freshwater mussel *(Anodonta)*	-	-	83.2	7.6	-30.4 ± 0.5	10.0 ± 2.0
Fishes	Whitebait *(Hemisalanx prognathous)*	5.1±0.5	0.25±0.05	84	5	-27.0 ± 0.4	14.6 ± 0.2
	Ricefield eel *(Monopterus albus)*	50±3	146±58	78.3	9.2	-23.5 ± 0.2	16.6 ± 1.1
	Blunt-snout bream (*Megalobrama amblycephala*)	26±1	265±7	80.2	9.8	-21.1 ± 0.4	18.4 ± 0.1
	Crucian *(Carassius auratus)*	16±2	51±17	79.8	10.4	-21.2 ± 1.0	17.0 ± 0.4
	Pipefish *(Tylosurus crocodilus)*	13±1	3.5±0.7	76.2	17.3	-21.8 ± 0.3	19.1 ± 0.7
	Silver fish *(Protosalanx hyalocranius)*	12±1	4.7±0.8	81.4	10.6	-22.9 ± 0.7	18.5 ± 0.3
	Carp *(Carassius cuvieri)*	17±2	111±69	73.3	8.8	-19.4 ± 0.2	18.9 ± 0.9

Whitefish *(Alburnus)*	27±3	192±17	79	16.1	-21.0± 0.7	20.5 ± 0.4
Redfin culter *(Cultrichthys erythropterus)*	20±2	70±9	76.2	9.9	-20.3 ± 0.1	20.7 ± 0.1
Catfish *(Silurus asotus)*	29±3	201±51	78.2	15.5	-21.1 ± 0.6	20.6 ± 0.5
Wolffish *(Anarrhichtys Ocellaus)*	12±1	4.8±1.2	82.4	11.5	-20.8 ± 1.0	21.0 ± 0.4
Yellow-head catfish *(Pelteobagrus fulvidraco)*	17±2	74±27	80.4	17.5	-21.6 ± 0.9	22.2 ± 0.2